

AB Metro Patio Wall Elements



Grill Surround



Counter



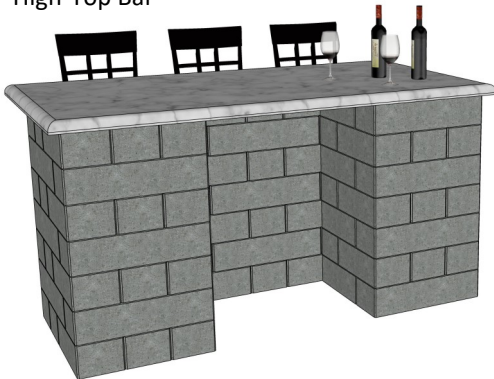
Grill Surround/Counter
Finished size (approx.):

Height—6 courses—3 ft. (1 m)
Depth—2 ft. 8 in. (0.8 m)

Grill Surrounds/Counters

Materials Required	Quantities
AB Metro Patio Wall Sets:	24
Adhesive* (28 oz tube):	3
Sets per course:	4

High-Top Bar



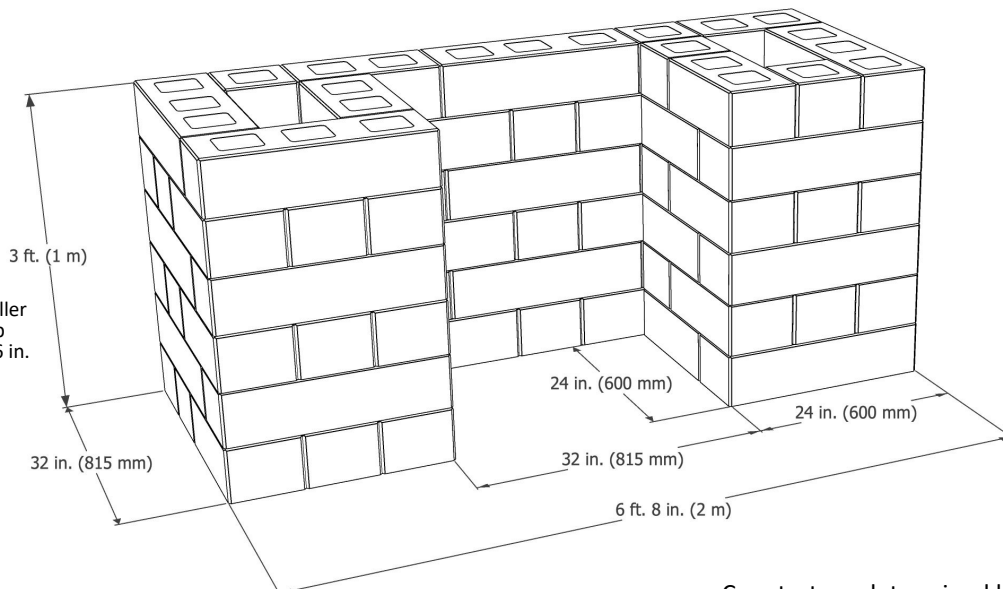
High-Top Bar
Finished size (approx.):

Height: 7 courses—3 ft. 6 in. (1.1 m)
Depth—2 ft. 8 in. (0.8 m)
Width—6 ft 8 in. (2 m)

High-Top Bar - 7 Courses Tall

Materials Required	Quantities
AB Metro Patio Wall Sets:	28
Adhesive* (28 oz tube):	3
Sets per course:	4

1 course taller for high top bar at 3 ft 6 in. (1.1 m).



Countertops determined by designer.



allanblock.com

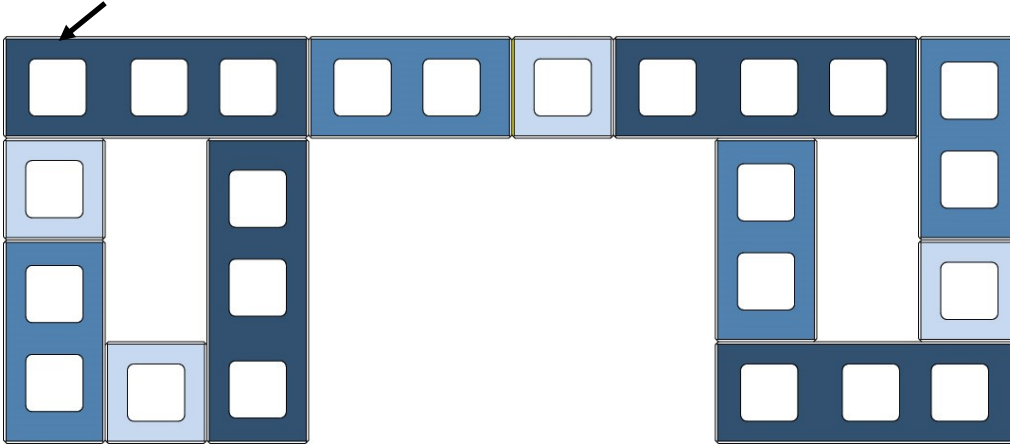
Please visit allanblock.com for more information

Use the [AB Metro Reference Guide](#) for guidelines and limitations.



Odd Course Pattern for 32x80 (1, 3, 5)


Start **Magic 1-2-3 Pattern**
here to build back wall first.



Notes:

- For proper base preparation, see the AB Metro Reference Guide—Building Basics—Step 2.
- For block installation and gluing requirements, see the AB Metro Reference Guide—Building Basics Step 3
- For use of **Magic 1-2-3 Pattern** and layout basics, see the AB Metro Reference Guide—Where to Start.
- Elements must be built 3 ft (1 m) from back of gravity retaining walls, see the AB Metro Reference Guide—Guidelines and Limitations.

Even Course Pattern for 32x80 (2, 4, 6)



allanblock.com

[Please visit allanblock.com for more information](http://allanblock.com)

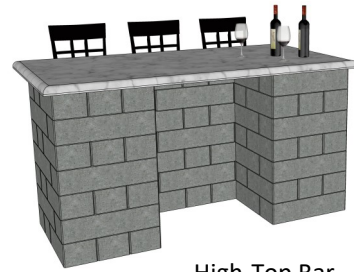
Use this layout for grill surrounds, bars or kitchen counters.



Grill Surround
6 courses tall

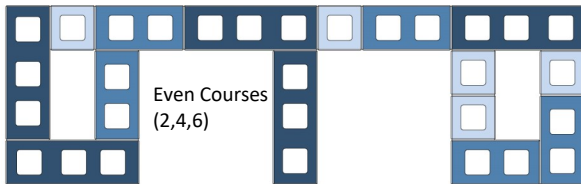
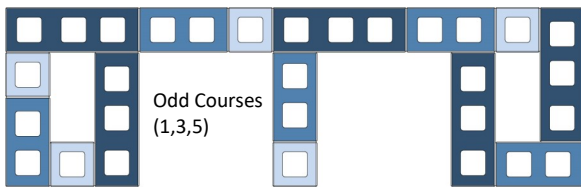


Counter
6 courses tall



High-Top Bar
7 courses tall

Each layout can be expanded by 24 in. (600 mm) increments by adding a set(s).

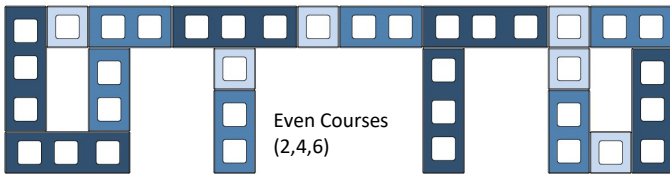


Grill Surround/Counter/Bar 32x104

Materials Required	Quantities
AB Metro Patio Wall Sets:	30 or 35 for bar
Adhesive* (28 oz tube):	3 or 4 for bar
Sets per courses:	5

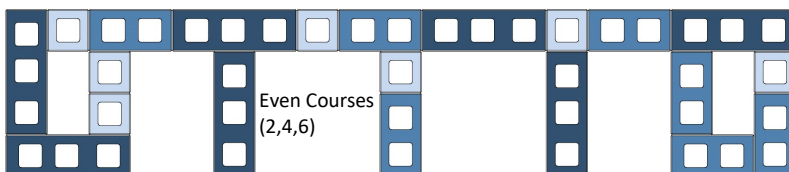

For all layouts:

- Adjust layout on both columns to avoid seams.
- Adjust placement of center legs as needed for stability and placement of appliances/grill.



Grill Surround/Counter/Bar 32x128

Materials Required	Quantities
AB Metro Patio Wall Sets:	36 or 42 for bar
Adhesive* (28 oz tube):	4 or 5 for bar
Sets per courses:	6



Grill Surround/Counter/Bar 32x152

Materials Required	Quantities
AB Metro Patio Wall Sets:	42 or 49 for bar
Adhesive* (28 oz tube):	5 or 5 for bar
Sets per courses:	7

*Adhesive should cover 86 lin/ft. (26 lin/m) per tube.