

AB Metro Patio Wall Elements



High-Top Bar

Finished size (approx.):

Height: 7 courses—3 ft. 6 in. (1.1 m)

Depth—4 ft. (1.2 m)

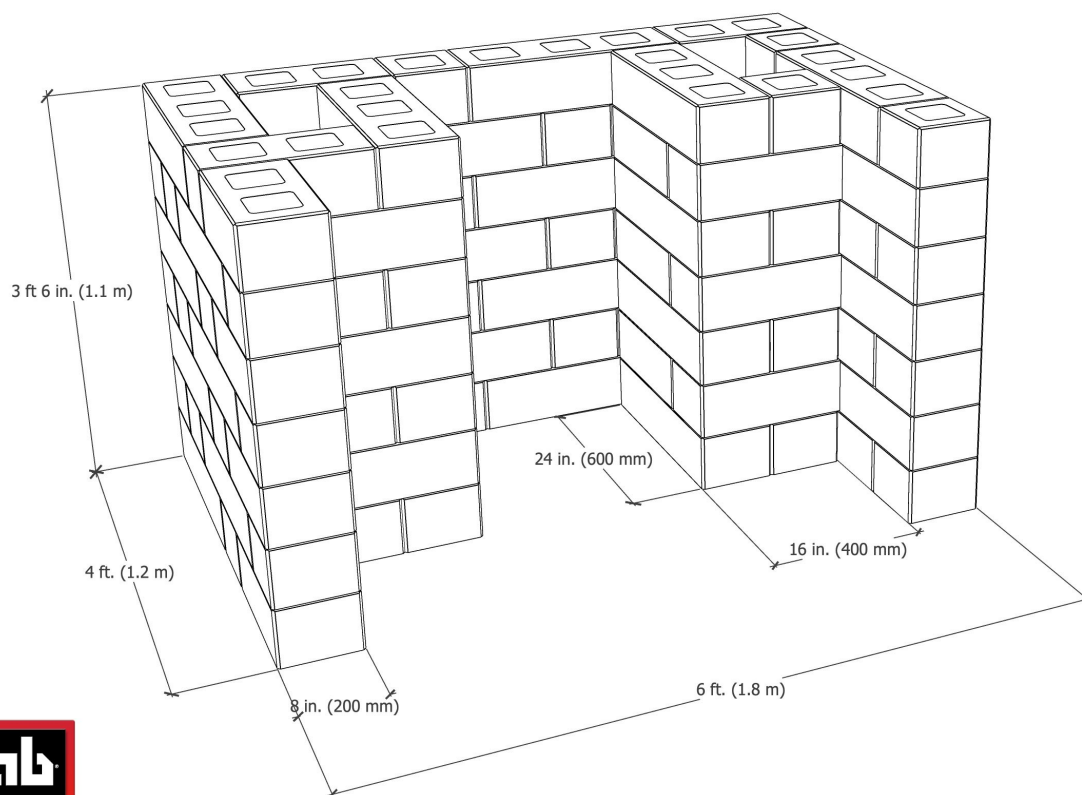
Width—6 ft (2 m)

High-Top Bar

48x72

Materials Required Quantities

AB Metro Patio Wall Sets:	32
Adhesive* (28 oz tube):	3
Sets per 2 courses:	9



Countertops determined by designer.



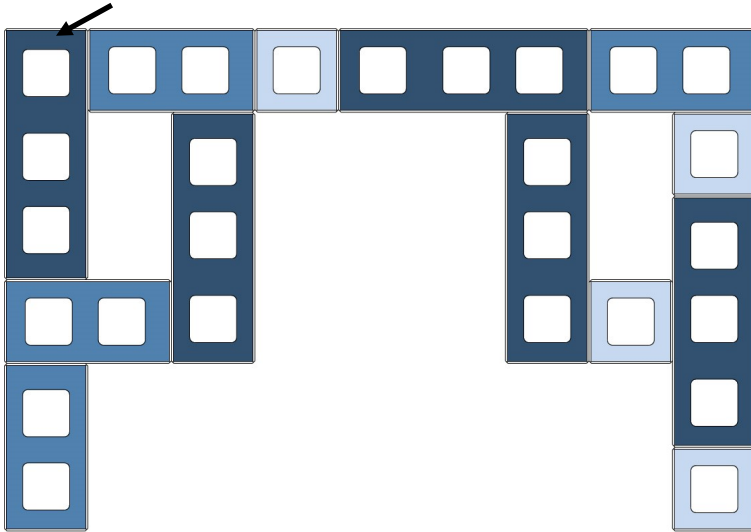
allanblock.com

Please visit allanblock.com for more information

Use the [AB Metro Reference Guide](#) for guidelines and limitations.

Odd Course Pattern for 48x72 (1, 3, 5)

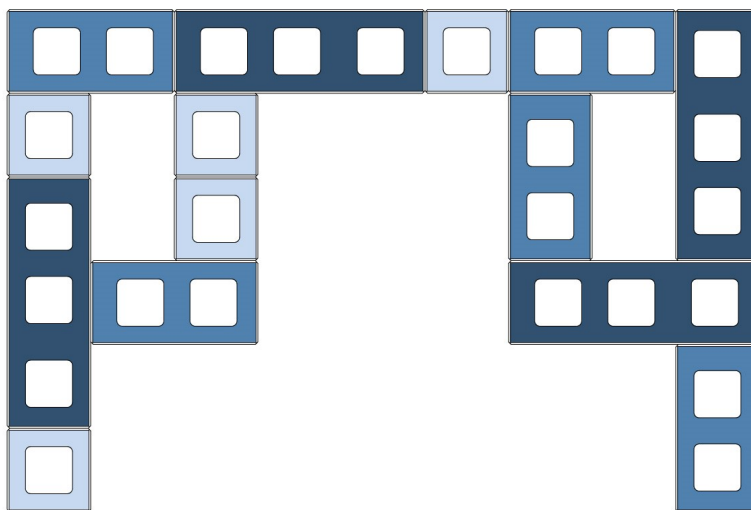
Start **Magic 1-2-3 Pattern**
here to build back wall first.



Notes:

- For proper base preparation, see the AB Metro Reference Guide—Building Basics—Step 2.
- For block installation and gluing requirements, see the AB Metro Reference Guide—Building Basics Step 3
- For use of **Magic 1-2-3 Pattern** and layout basics, see the AB Metro Reference Guide—Where to Start.
- Elements must be built 3 ft (1 m) from back of gravity retaining walls, see the AB Metro Reference Guide—Guidelines and Limitations.

Even Course Pattern for 48x72 (2, 4, 6)



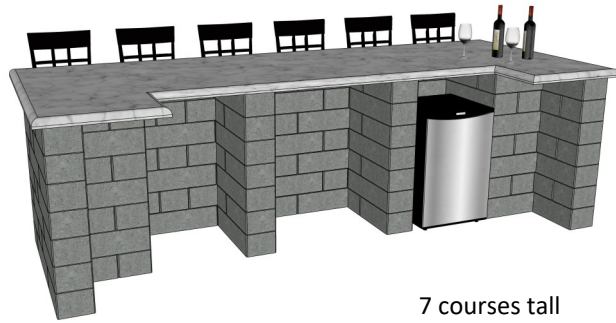
allanblock.com

[Please visit allanblock.com for more information](http://allanblock.com)

Use this layout to create multiple sizes in the same style.

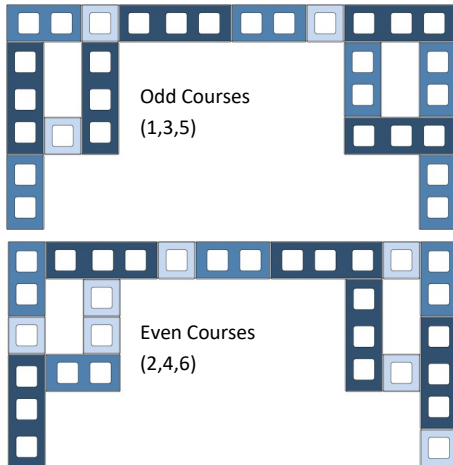


7 courses tall



7 courses tall

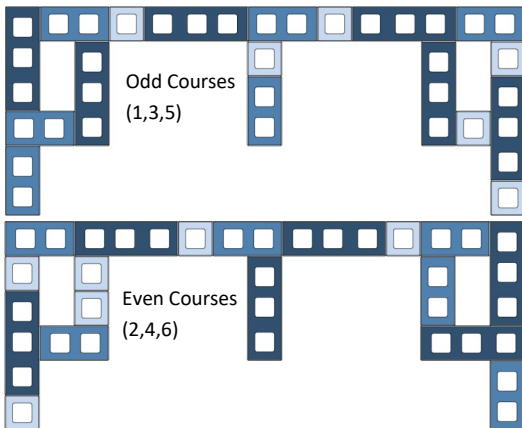
Each layout can be expanded by 24 in. (600 mm) increments by adding a set(s).



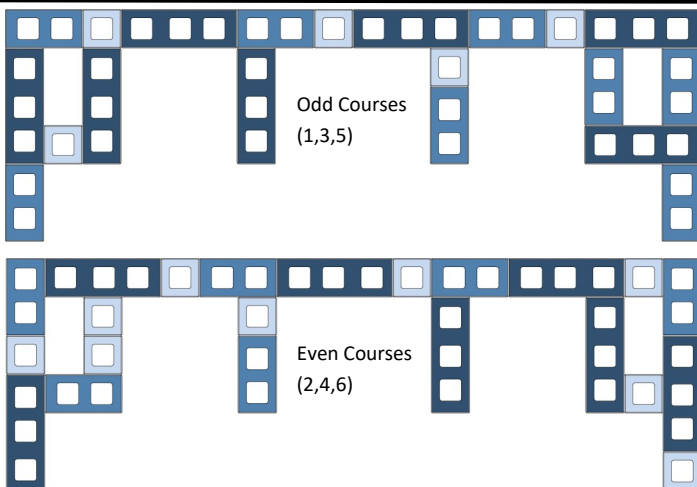
High-Top Bar or Counter 48x96	
Materials Required	Quantities
AB Metro Patio Wall Sets:	36
Adhesive* (28 oz tube):	4
Sets per 2 courses:	10

For all layouts:

- Adjust layout on both columns to avoid seams.
- Adjust placement of center legs as needed for stability and placement of appliances/grill.



High-Top Bar or Counter 48x120	
Materials Required	Quantities
AB Metro Patio Wall Sets:	42
Adhesive* (28 oz tube):	5
Sets per courses:	6



High-Top Bar or Counter 48x144	
Materials Required	Quantities
AB Metro Patio Wall Sets:	50
Adhesive* (28 oz tube):	5
Sets per 2 courses:	14

*Adhesive should cover 86 lin/ft.
(26 lin/m) per tube per tube.

