

# AB Metro Patio Wall Elements



**Entertainment Island**

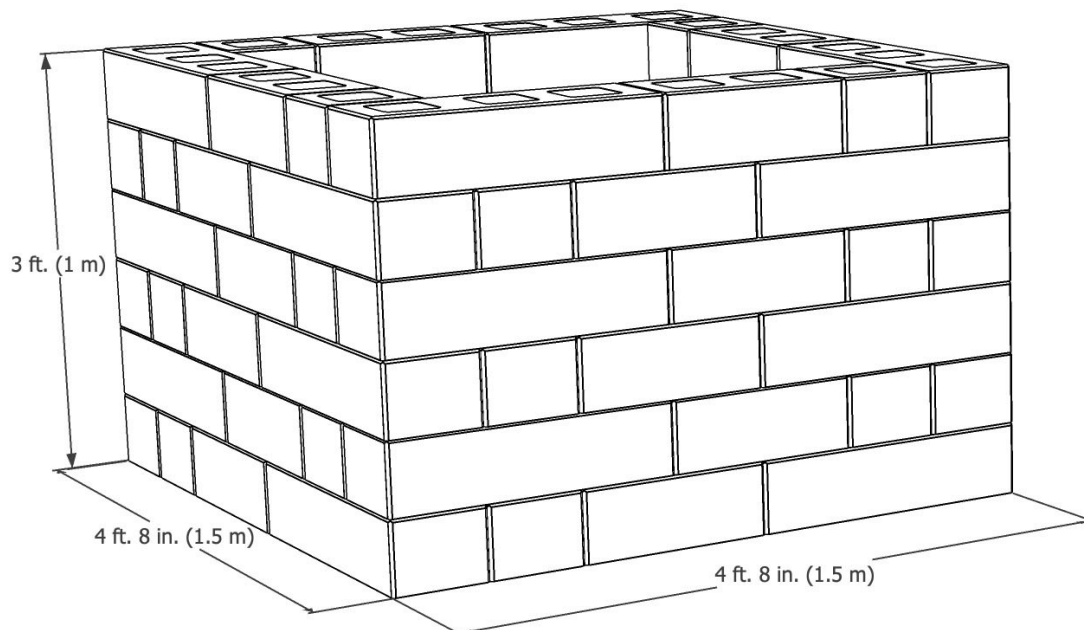
**Finished size (approx.):**

Height—6 courses—3 ft. (1 m)

Depth—4 ft. 8 in. (1.5 m)

Width—4 ft. 8 in. (1.5 m)

<b>Entertainment Island 56x56</b>	
Materials Required	Quantities
AB Metro Patio Wall Sets:	32
Adhesive* (28 oz tube):	3
Sets per course:	4



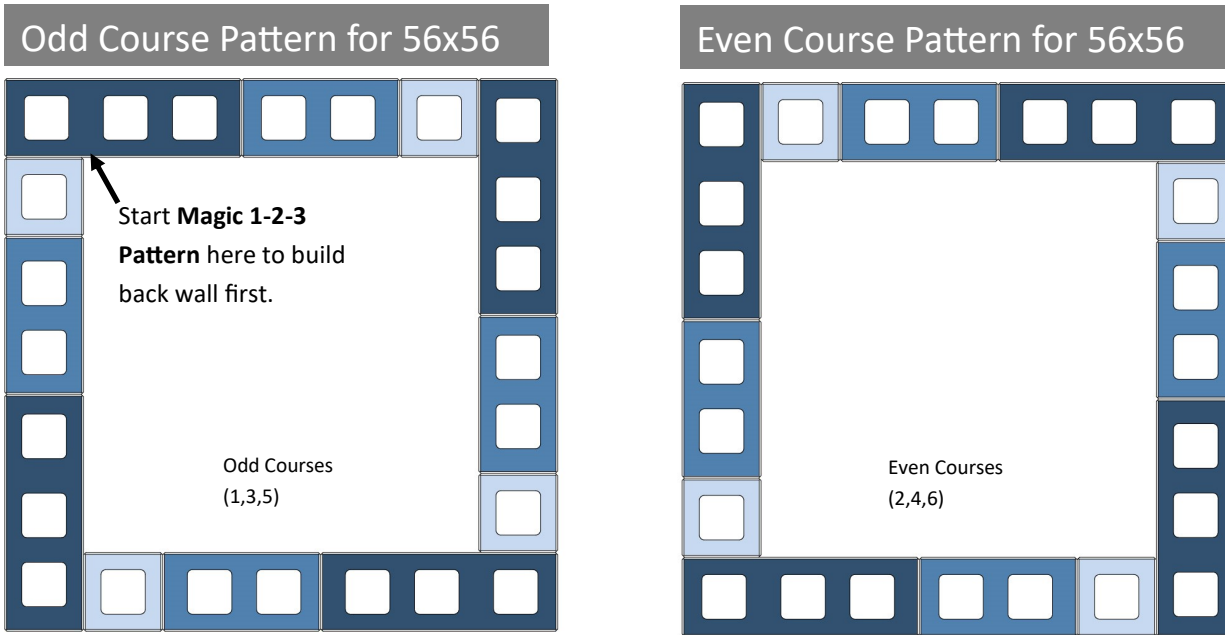
allanblock.com

Countertops determined by designer.

Please visit [allanblock.com](http://allanblock.com) for more information

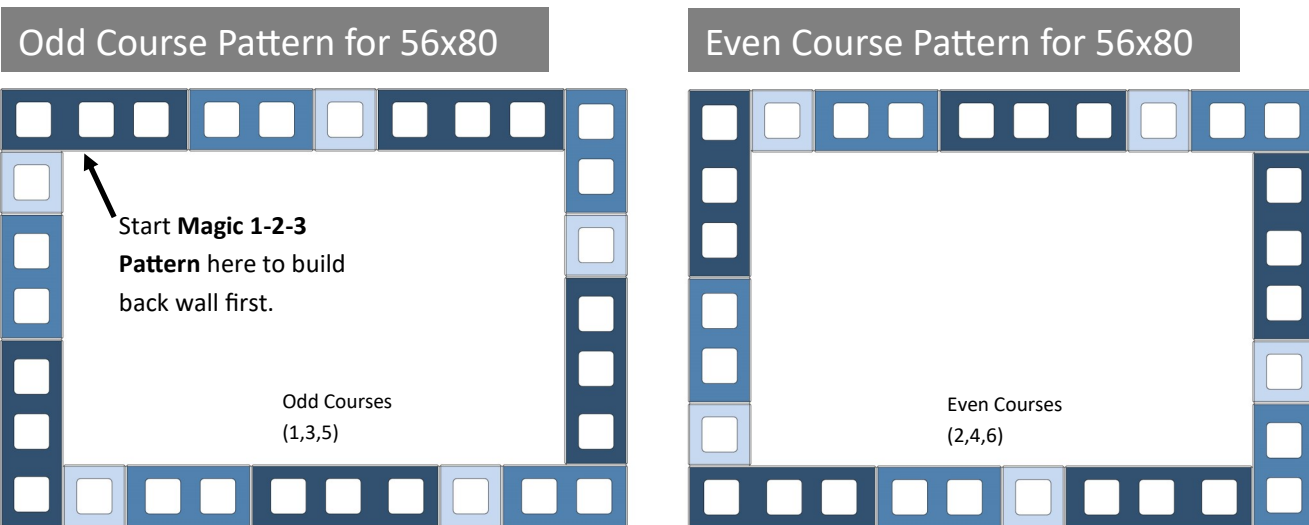
Use the [AB Metro Reference Guide](#) for guidelines and limitations.

Each layout can be expanded by 24 in. (600 mm) increments by adding a set(s).

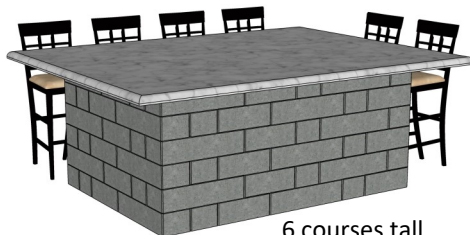


Notes:

- For proper base preparation, see the AB Metro Reference Guide—Building Basics—Step 2.
- For block installation and gluing requirements, see the AB Metro Reference Guide—Building Basics Step 3
- For use of **Magic 1-2-3 Pattern** and layout basics, see the AB Metro Reference Guide—Where to Start.
- Elements must be built 3 ft (1 m) from back of gravity retaining walls, see the AB Metro Reference Guide—Guidelines and Limitations.



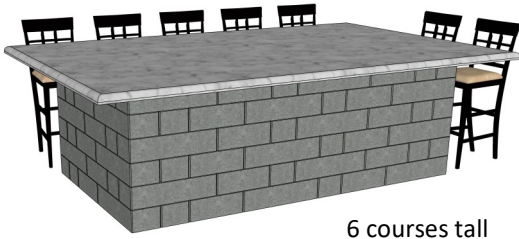
allanblock.com



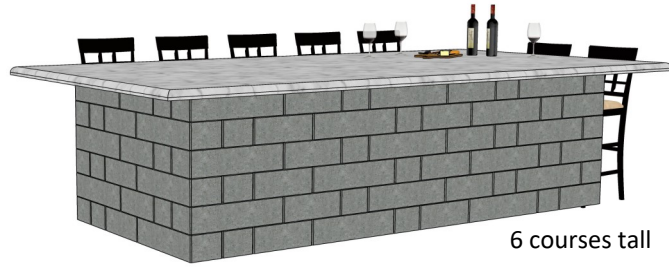
Entertaining Island 56x80	
Materials Required	Quantities
AB Metro Patio Wall Sets:	30
Adhesive* (28 oz tube):	3
Sets per course:	5

[Please visit allanblock.com for more information](http://allanblock.com)

Use this layout to create multiple sizes in the same




6 courses tall




6 courses tall


Each layout can be expanded by 24 in. (600 mm) increments by adding a set(s).



<b>Entertaining Island 56x104</b>	
<u>Materials Required</u>	<u>Quantities</u>
AB Metro Patio Wall Sets:	36
Adhesive* (28 oz tube):	4
Sets per courses:	6



<b>Entertaining Island 56x128</b>	
<u>Materials Required</u>	<u>Quantities</u>
AB Metro Patio Wall Sets:	42
Adhesive* (28 oz tube):	5
Sets per course:	7



\*Adhesive should cover 86 lin/ft.  
(26 lin/m) per tube per tube.

