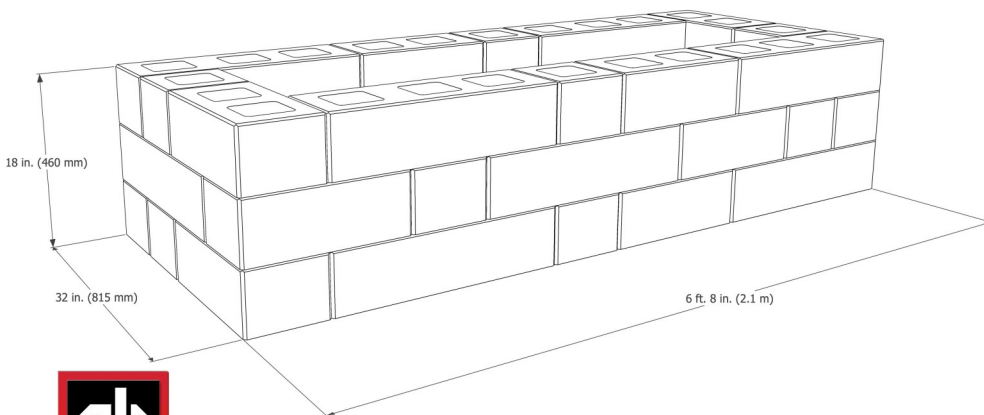
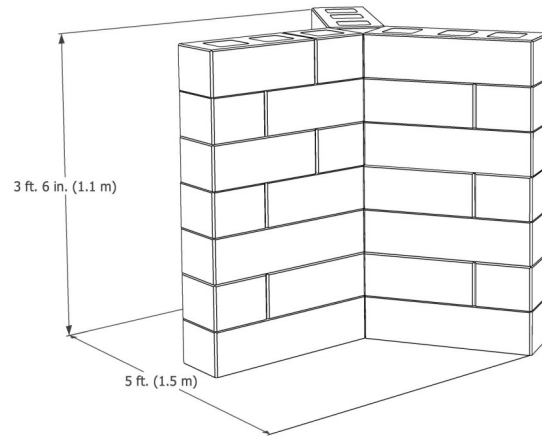
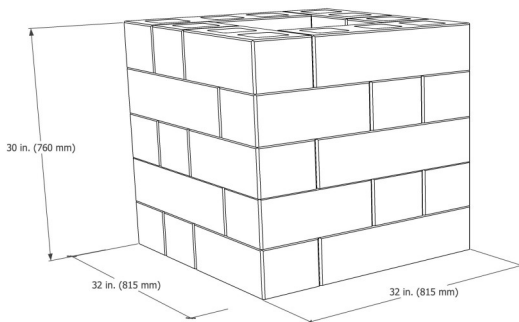


AB Metro Patio Wall Elements—Tables



Multiple Height and Shape Table Options



Tables—3 Sizes/Shapes

Finished size (approx.):

Height Range:

- 3 courses 18 in. (460 mm)
- 5 courses 30 in. (760 mm)
- 7 courses 42 in. (1.1 m)

Width Range:

- 32 in. (815 mm) for square
- 6 ft. 8 in (2.1 m) for rectangle
- 5 ft. (1.5 m) for cross table

Countertops determined by designer.



allanblock.com

Please visit allanblock.com for more information

Use the [AB Metro Reference Guide](#) for guidelines and limitations.



3 courses tall



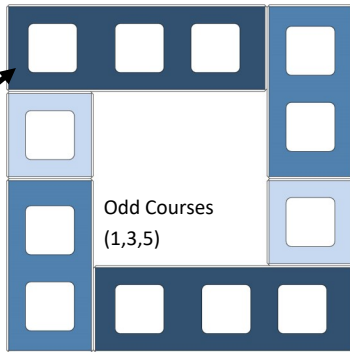
5 courses tall



7 courses tall

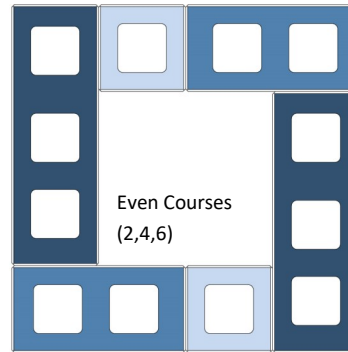
Odd Course Pattern for 32x32

Start **Magic 1-2-3 Pattern** here to build back wall first.



3 courses tall

Even Course Pattern for 32x32



5 courses tall

7 courses tall

Table 32x32	
Materials Required	Quantities
AB Metro Patio Wall Sets:	6
Adhesive* (28 oz tube):	1
Sets per course:	2

Table 32x32	
Materials Required	Quantities
AB Metro Patio Wall Sets:	10
Adhesive* (28 oz tube):	1
Sets per course:	2

Table 32x32	
Materials Required	Quantities
AB Metro Patio Wall Sets:	14
Adhesive* (28 oz tube):	2
Sets per course:	2

Notes:

- For proper base preparation, see the AB Metro Reference Guide—Building Basics—Step 2.
- For block installation and gluing requirements, see the AB Metro Reference Guide—Building Basics Step 3
- For use of **Magic 1-2-3 Pattern** and layout basics, see the AB Metro Reference Guide—Where to Start.
- Elements must be built 3 ft (1 m) from back of gravity retaining walls, see the AB Metro Reference Guide—Guidelines and Limitations.

*Adhesive should cover 86 lin/ft. (26 lin/m) per tube per tube.

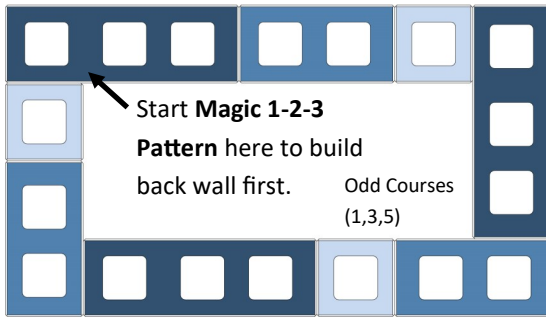
Use this layout to create multiple sizes in the same style.



5 courses tall



7 courses tall



3 courses tall



5 courses tall

7 courses tall


Table	32x56
Materials Required	Quantities
AB Metro Patio Wall Sets:	9
Adhesive* (28 oz tube):	1
Sets per course:	3

Table	32x56
Materials Required	Quantities
AB Metro Patio Wall Sets:	18
Adhesive* (28 oz tube):	2
Sets per course:	3

Table	32x56
Materials Required	Quantities
AB Metro Patio Wall Sets:	21
Adhesive* (28 oz tube):	3
Sets per course:	3



3 courses tall



5 courses tall

7 courses tall

Table	32x80
Materials Required	Quantities
AB Metro Patio Wall Sets:	12
Adhesive* (28 oz tube):	2
Sets per course:	4

Table	32x80
Materials Required	Quantities
AB Metro Patio Wall Sets:	20
Adhesive* (28 oz tube):	2
Sets per course:	4

Table	32x80
Materials Required	Quantities
AB Metro Patio Wall Sets:	28
Adhesive* (28 oz tube):	2
Sets per course:	4

*Adhesive should cover 86 lin/ft.
(26 lin/m) per tube per tube.

Use the [AB Metro Reference Guide](#) for guidelines and limitations.



3 courses tall—18 in. (460 mm)
Wide—5 ft² (0.5 m²)

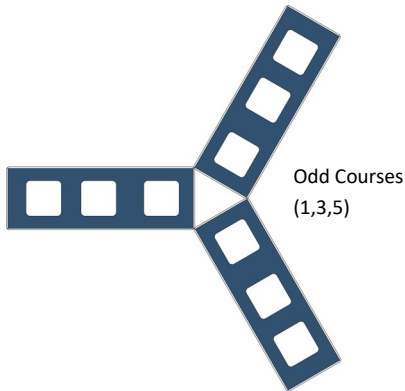


5 courses tall— 40 in. (760 mm)
Wide—5 ft² (0.5 m²)



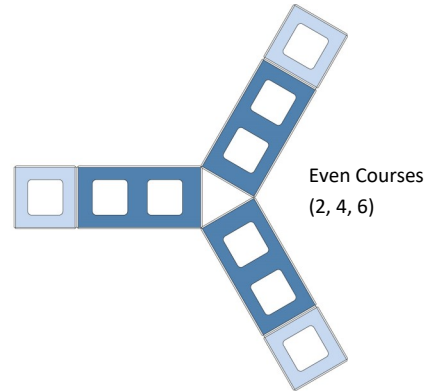
7 courses tall— 42 in. (1.1 m)
Wide—5 ft² (0.5 m²)

Odd Course Pattern



3 courses tall

Even Course Pattern



5 courses tall

7 courses tall

Table	5x5
Materials Required	Quantities
AB Metro Patio Wall Sets:	5
Adhesive* (28 oz tube):	1
Sets per 2 courses:	3

Table	5x5
Materials Required	Quantities
AB Metro Patio Wall Sets:	8
Adhesive* (28 oz tube):	2
Sets per 2 courses:	3

Table	5x5
Materials Required	Quantities
AB Metro Patio Wall Sets:	11
Adhesive* (28 oz tube):	2
Sets per 2 courses:	3

*Adhesive should cover 86 lin/ft.
(26 lin/m) per tube per tube.

