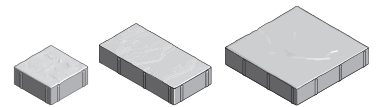




# ARTISAN SLATE PREMIER

PAVER PATTERNS




Great Hardscapes Start Here®

Grey shaded area in patterns indicate repeating pattern.

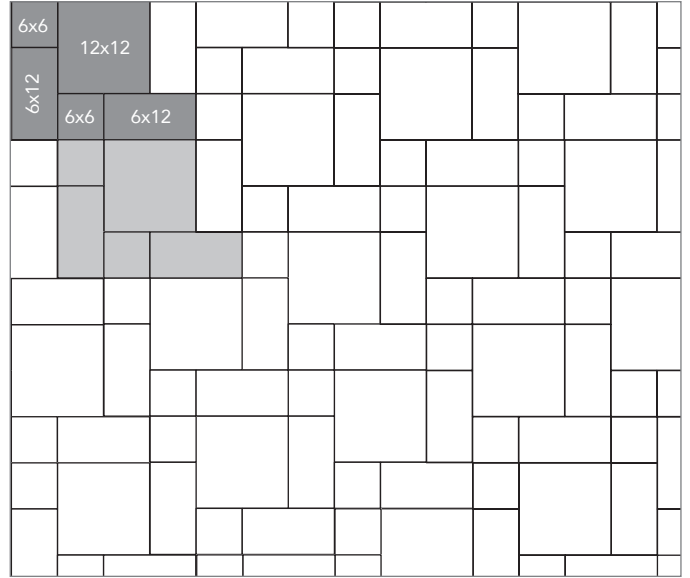
### Pinwheel

80% 6x12 and 20% 6x6



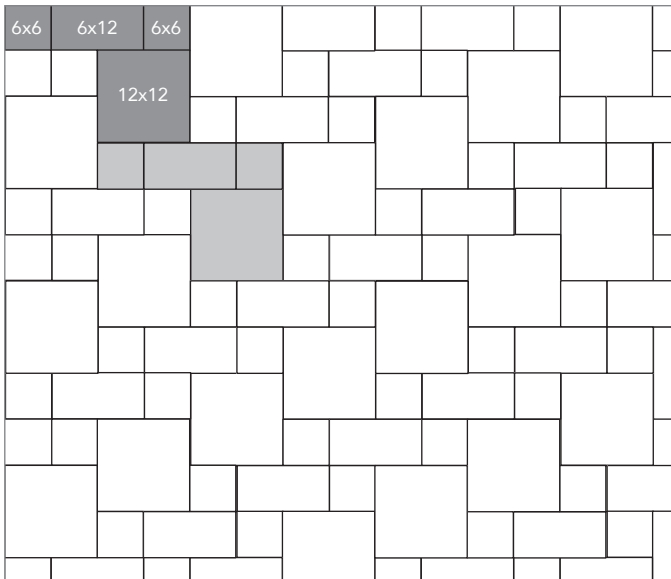
### Premier

40% 12x12, 40% 6x12 and 20% 6x6




### Diamond

50% 12x12, 25% 6x12 and 25% 6x6



### Herringbone Blend

66% 6x12 and 34% 6x6



NAME	UNITS/PALLET	SQ. FT./PALLET
6x6	448	108
6x12	224	108
12x12	128	122




### PROJECT ESTIMATOR TOOL

Quickly calculate the amount of product required for your project by using the Basalite Project Estimator. Visit [basalite.com](https://basalite.com) or [click here](#) to use the Project Estimator.

Grey shaded area in patterns indicate repeating pattern.

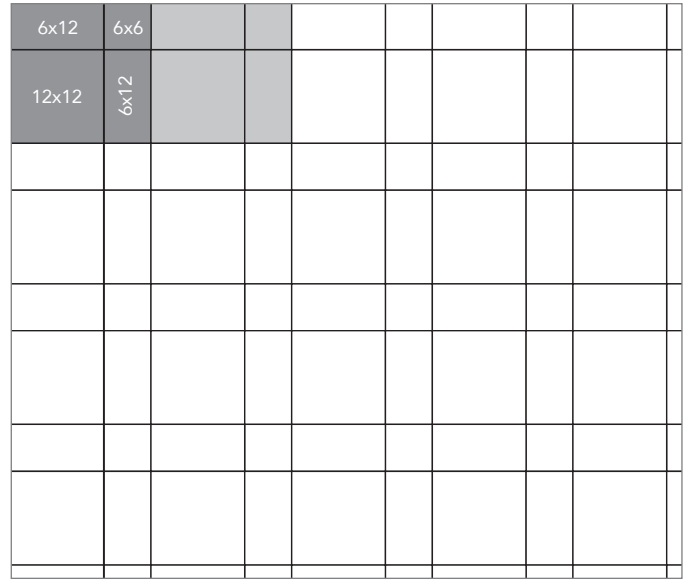
### Blend

40% 6x12 and 60% 12x12



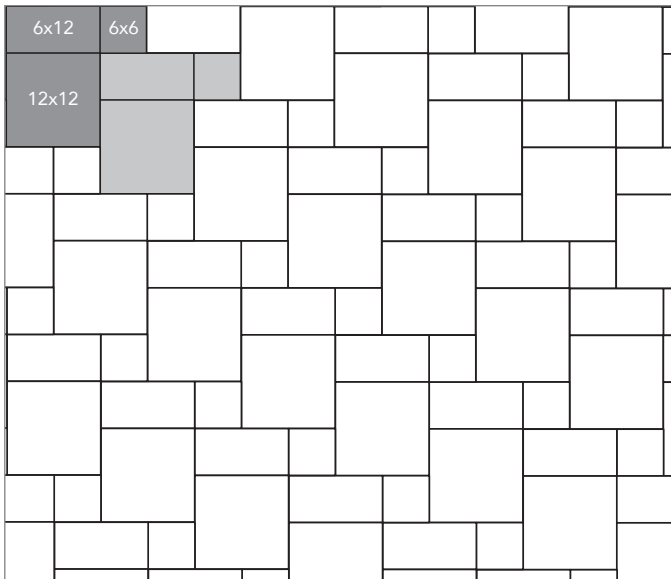
### Plaid

45% 12x12, 45% 6x12 and 10% 6x6



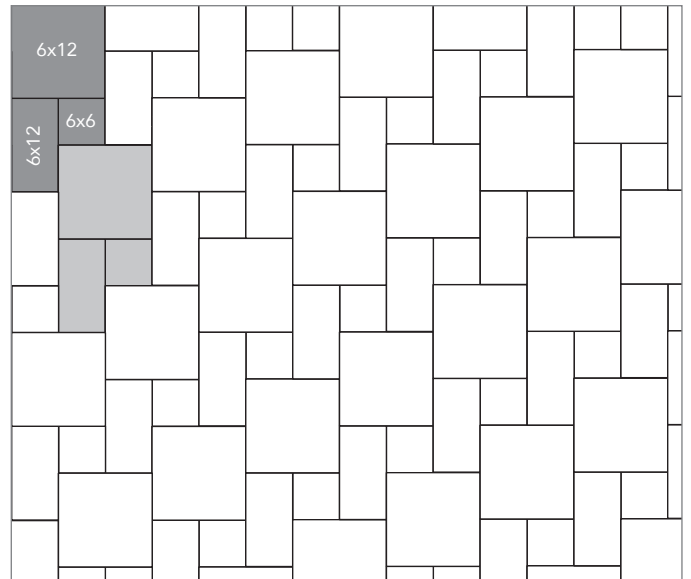
### Premier Random 1

58% 12x12, 28% 6x12 and 14% 6x6



### Premier Random 2

70% 12x12, 20% 6x12 and 10% 6x6



NAME	UNITS/PALLET	SQ. FT./PALLET
6x6	448	108
6x12	224	108
12x12	128	122



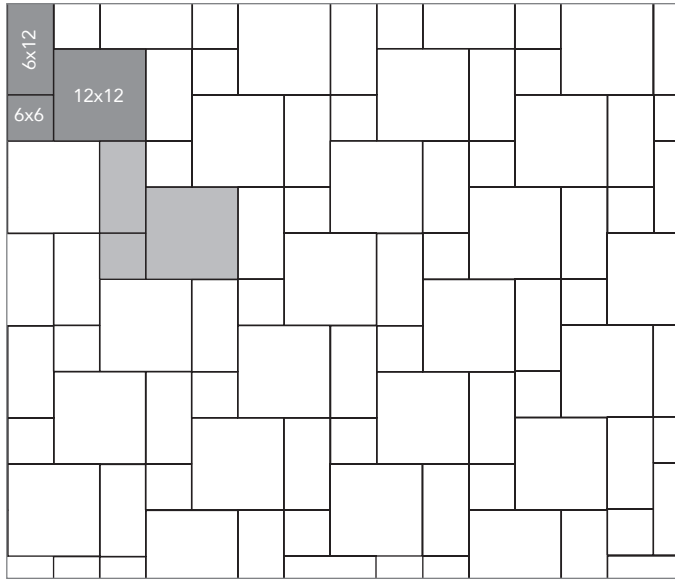
### PROJECT ESTIMATOR TOOL

Quickly calculate the amount of product required for your project by using the Basalite Project Estimator. Visit [basalite.com](https://basalite.com) or [click here](#) to use the Project Estimator.

Grey shaded area in patterns indicate repeating pattern.


### 3 Piece Pattern #7

57% 12x12, 29% 6x12 and 14% 6x6



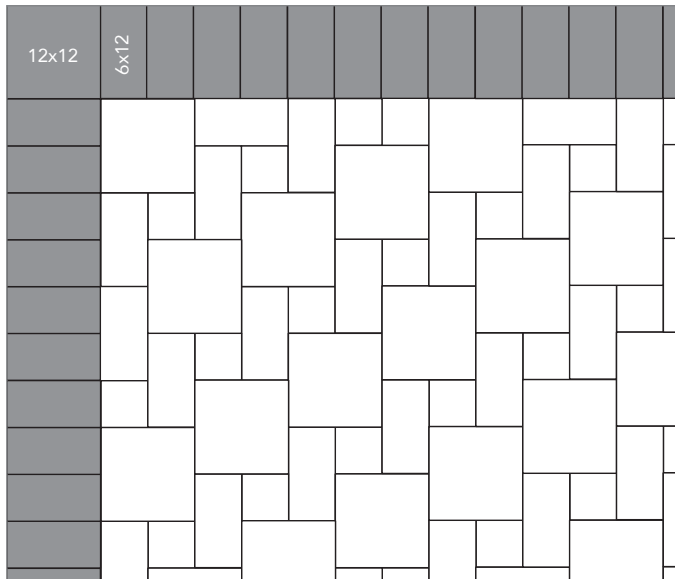
### 90 Degree Herringbone

100% 6x12




### Soldier Course Border

100% 6x12



### Sailor Course Border

100% 6x12



NAME	UNITS/PALLET	SQ. FT./PALLET
6x6	448	108
6x12	224	108
12x12	128	122



### PROJECT ESTIMATOR TOOL

Quickly calculate the amount of product required for your project by using the Basalite Project Estimator. Visit [basalite.com](http://basalite.com) or [click here](#) to use the Project Estimator.

# LOCALLY MADE

Our state-of-the-art facility enables us to control every step of the manufacturing process, ensuring that the highest standards of quality pavers, walls, outdoor living kits and packaged concrete products are delivered to you.



FOLLOW US



[basalite.com](http://basalite.com)

605 Industrial Way  
Dixon, CA 95620  
800-776-6690

11888 West Linne Rd.  
Tracy, CA 95376  
800-776-6690

1201 Golden State Blvd.  
Selma, CA 93662  
559-896-0753