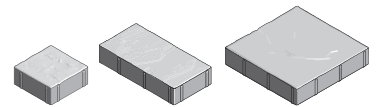




ARTISAN SLATE PREMIER

PAVER PATTERNS

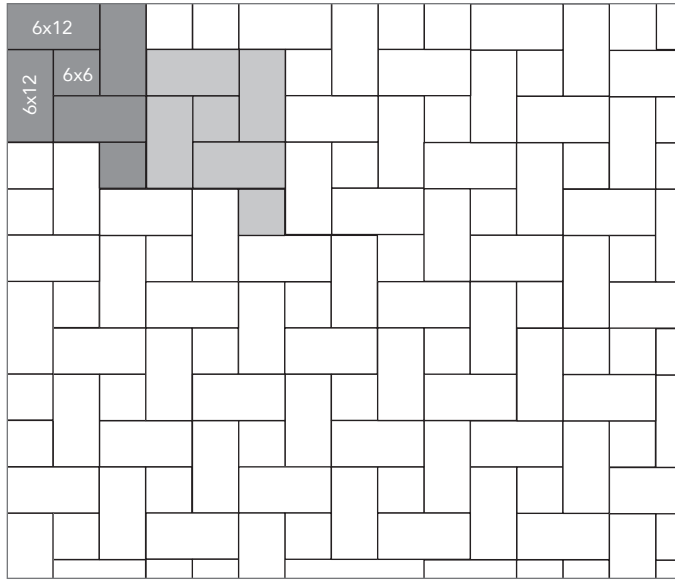


Great Hardscapes Start Here®

Grey shaded area in patterns indicate repeating pattern.

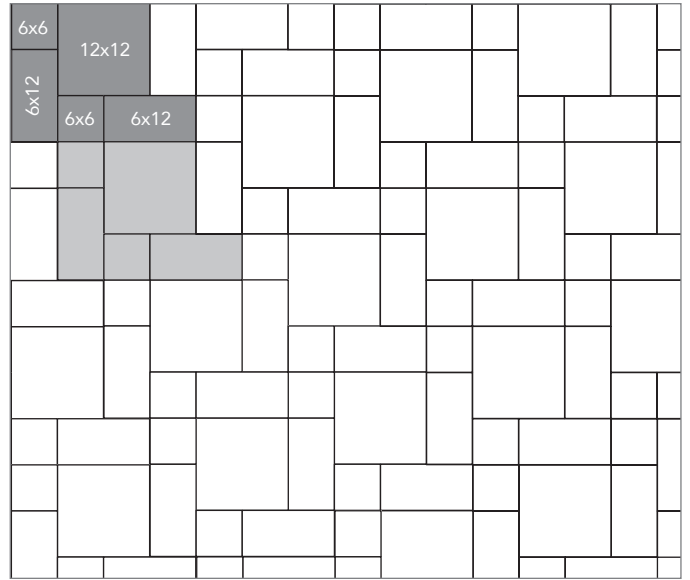
Pinwheel

80% 6x12 and 20% 6x6



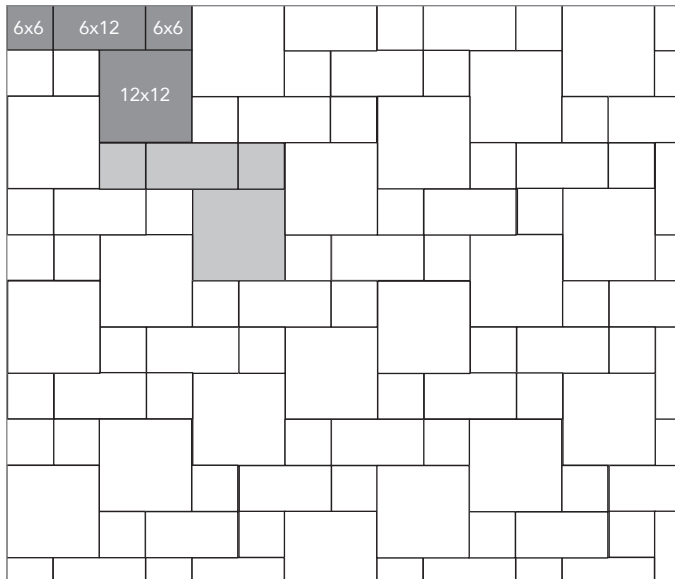
Premier

40% 12x12, 40% 6x12 and 20% 6x6




Diamond

50% 12x12, 25% 6x12 and 25% 6x6



Herringbone Blend

66% 6x12 and 34% 6x6



| NAME | UNITS/PALLET | SQ. FT./PALLET |
|-------|--------------|----------------|
| 6x6 | 448 | 108 |
| 6x12 | 224 | 108 |
| 12x12 | 128 | 122 |



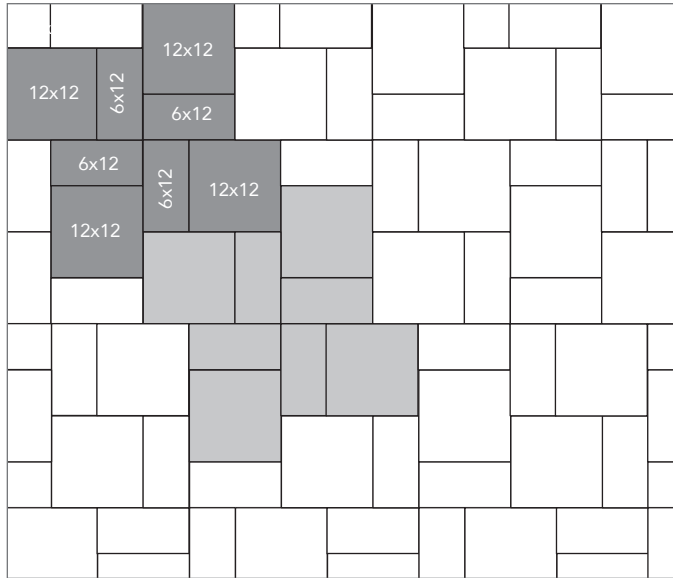
PROJECT ESTIMATOR TOOL

Quickly calculate the amount of product required for your project by using the Basalite Project Estimator. Visit basalite.com or click here to use the Project Estimator.

Grey shaded area in patterns indicate repeating pattern.

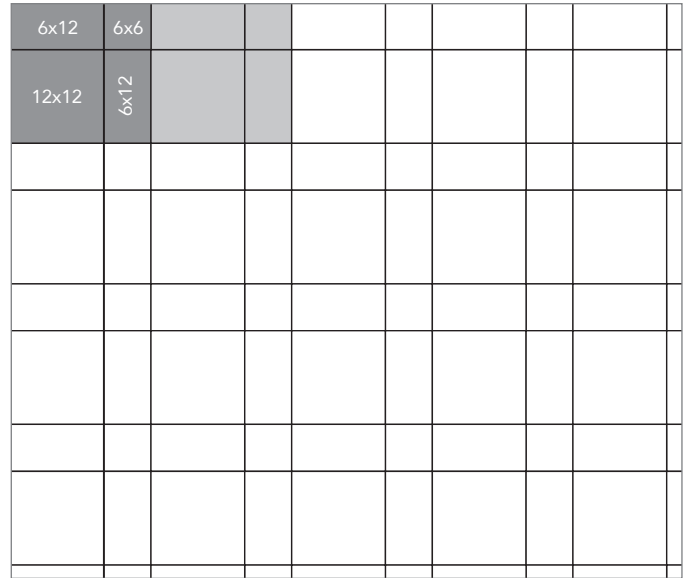
Blend

40% 6x12 and 60% 12x12



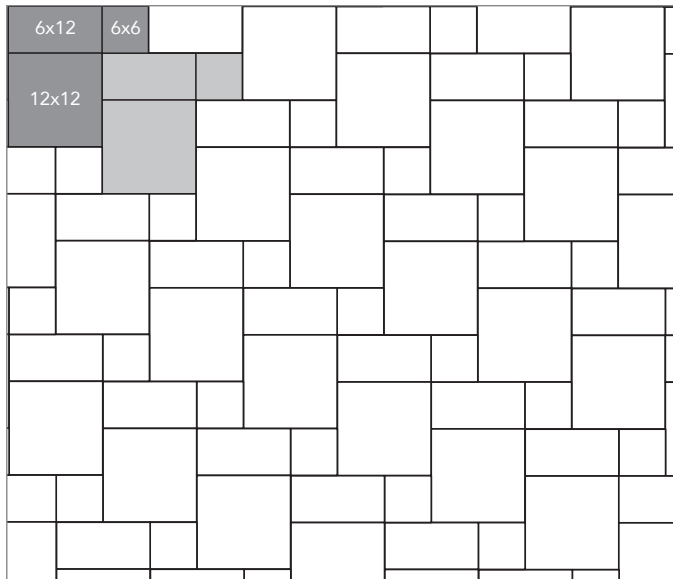
Plaid

45% 12x12, 45% 6x12 and 10% 6x6



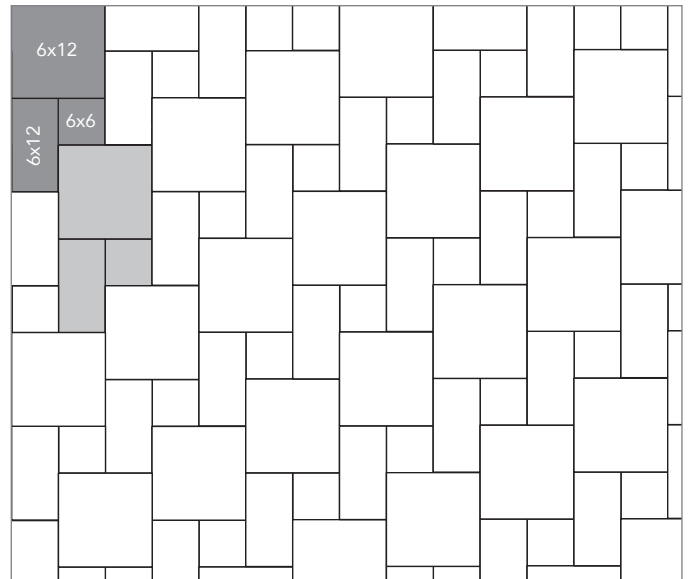
Premier Random 1

58% 12x12, 28% 6x12 and 14% 6x6



Premier Random 2

70% 12x12, 20% 6x12 and 10% 6x6



| NAME | UNITS/PALLET | SQ. FT./PALLET |
|-------|--------------|----------------|
| 6x6 | 448 | 108 |
| 6x12 | 224 | 108 |
| 12x12 | 128 | 122 |



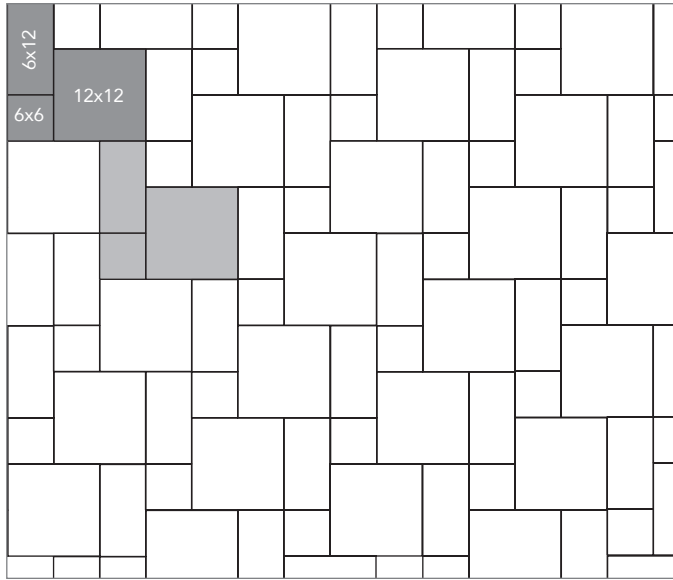
PROJECT ESTIMATOR TOOL

Quickly calculate the amount of product required for your project by using the Basalite Project Estimator. Visit basalite.com or [click here](#) to use the Project Estimator.

Grey shaded area in patterns indicate repeating pattern.


3 Piece Pattern #7

57% 12x12, 29% 6x12 and 14% 6x6



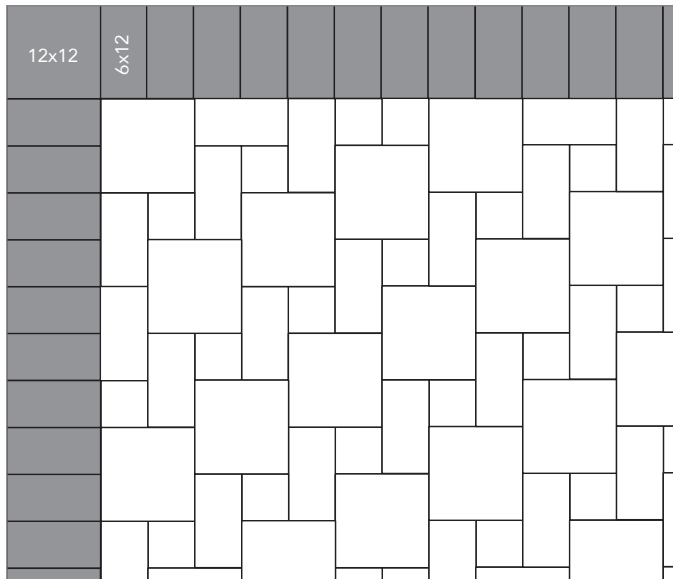
90 Degree Herringbone

100% 6x12




Soldier Course Border

100% 6x12



Sailor Course Border

100% 6x12



| NAME | UNITS/PALLET | SQ. FT./PALLET |
|-------|--------------|----------------|
| 6x6 | 448 | 108 |
| 6x12 | 224 | 108 |
| 12x12 | 128 | 122 |



PROJECT ESTIMATOR TOOL

Quickly calculate the amount of product required for your project by using the Basalite Project Estimator. Visit basalite.com or [click here](#) to use the Project Estimator.

LOCALLY MADE

Our state-of-the-art facility enables us to control every step of the manufacturing process, ensuring that the highest standards of quality pavers, walls, outdoor living kits and packaged concrete products are delivered to you.



FOLLOW US



basalite.com

1300 East Franklin Road
Meridian, ID 83642
208-888-4050