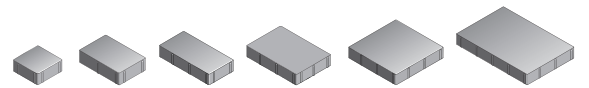




# ARTISAN SMOOTH PREMIER

PAVER PATTERNS

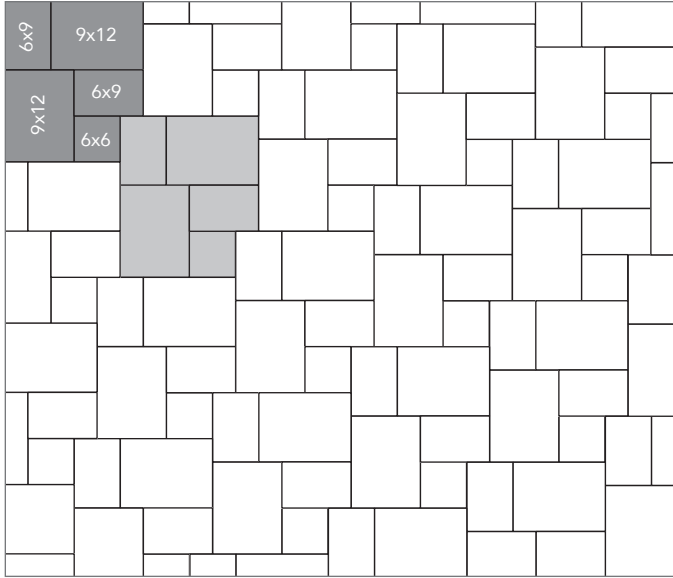


Great Hardscapes Start Here®

Grey shaded area in patterns indicate repeating pattern.

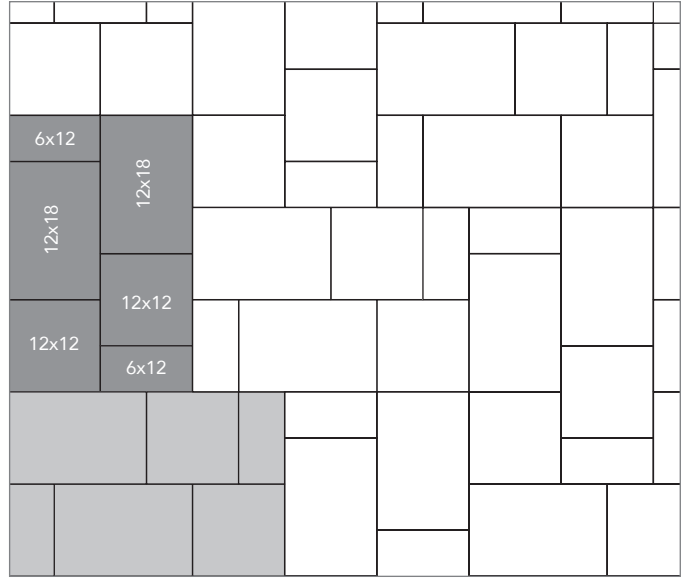
### 3 Piece Pattern #1

60% 9x12, 30% 6x9 and 10% 6x6




### 3 Piece Pattern #2

50% 12x18, 33% 12x12 and 17% 6x12



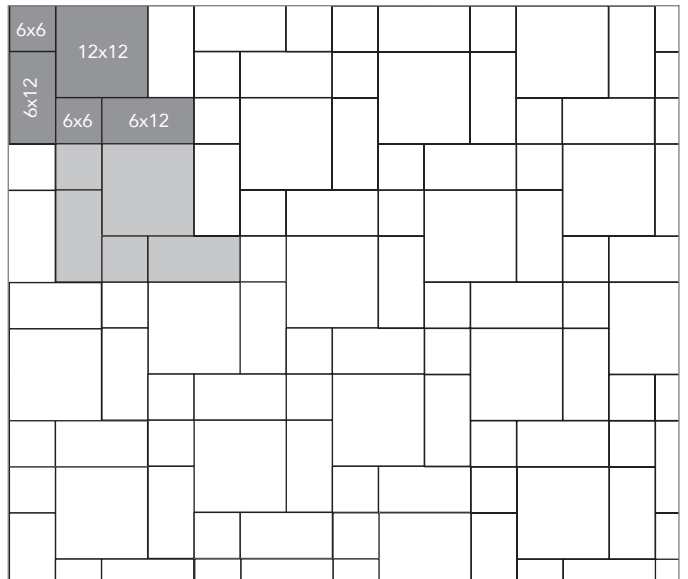
### 3 Piece Pattern #3

38% 9x12, 38% 6x9 and 24% 6x6



### 3 Piece Pattern #4

40% 12x12, 40% 6x12 and 20% 6x6



NAME	UNITS/PALLET	SQ. FT./PALLET
6x6	448	108
6x9	280	100
6x12	224	108
9x12	160	115
12x12	128	122
12x18	64	92



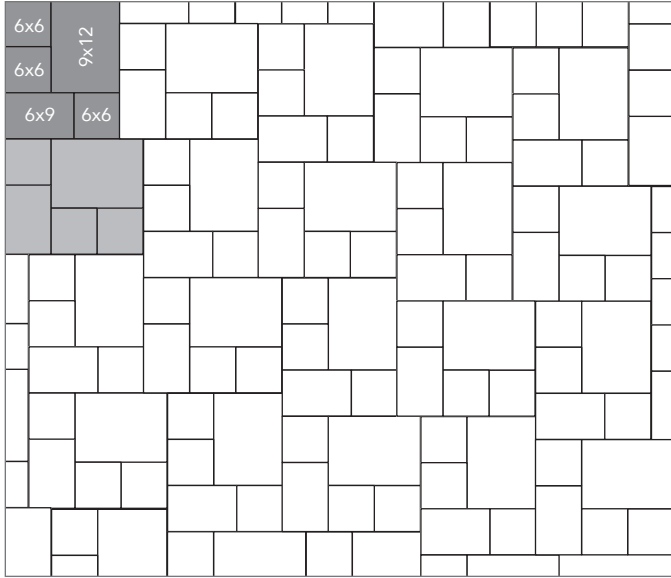
## PROJECT ESTIMATOR TOOL

Quickly calculate the amount of product required for your project by using the Basalite Project Estimator. Visit [basalite.com](https://basalite.com) or [click here](#) to use the Project Estimator.

Grey shaded area in patterns indicate repeating pattern.

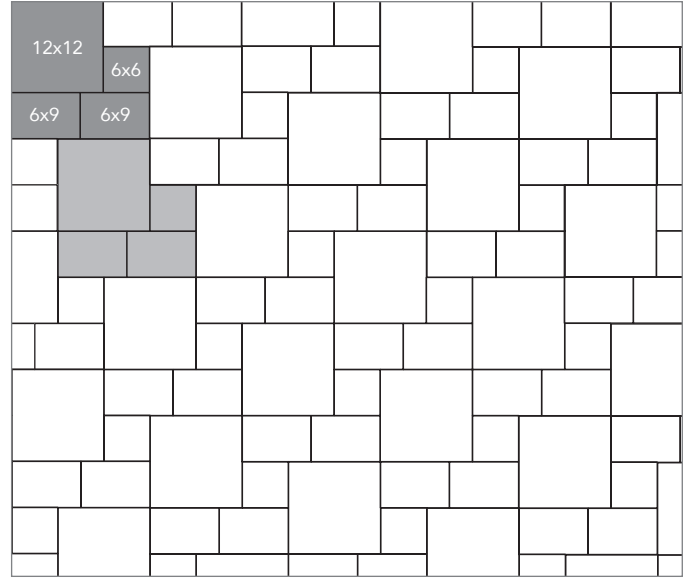
### 3 Piece Pattern #5

40% 9x12, 20% 6x9 and 40% 6x6



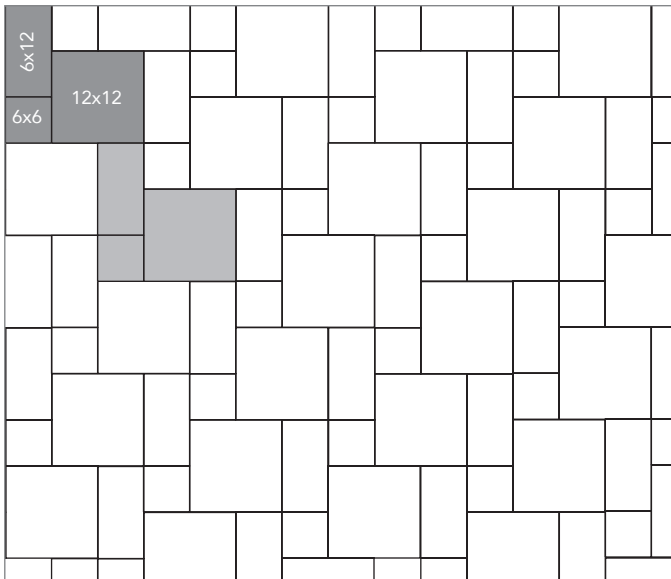
### 3 Piece Pattern #6

50% 12x12, 38% 6x9 and 12% 6x6



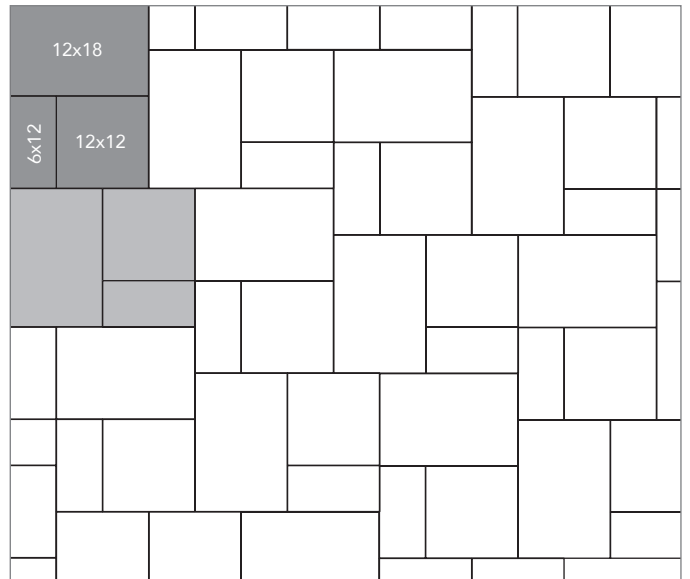
### 3 Piece Pattern #7

57% 12x12, 29% 6x12 and 14% 6x6



### 3 Piece Pattern #8

50% 12x18, 33% 12x12 and 17% 6x12



NAME	UNITS/PALLET	SQ. FT./PALLET
6x6	448	108
6x9	280	100
6x12	224	108
9x12	160	115
12x12	128	122
12x18	64	92



## PROJECT ESTIMATOR TOOL

Quickly calculate the amount of product required for your project by using the Basalite Project Estimator. Visit [basalite.com](http://basalite.com) or click here to use the Project Estimator.

Grey shaded area in patterns indicate repeating pattern.

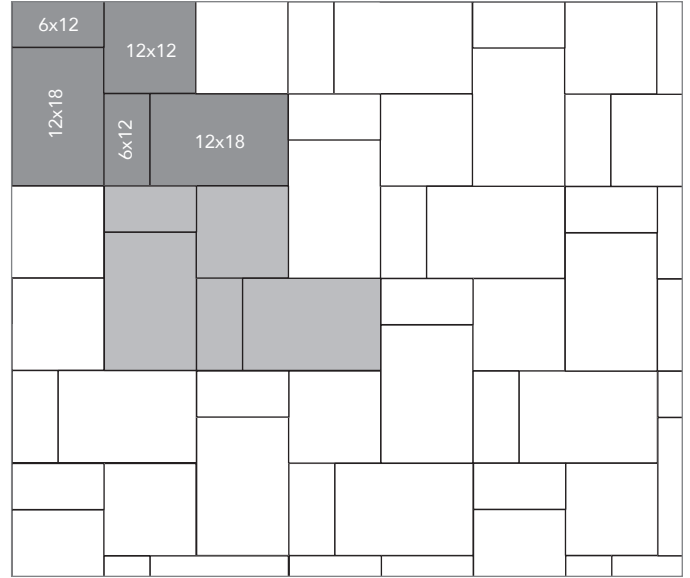
### 3 Piece Pattern #9

50% 12x18, 33% 12x12 and 17% 6x12



### 3 Piece Pattern #10

60% 12x18, 20% 12x12 and 20% 6x12



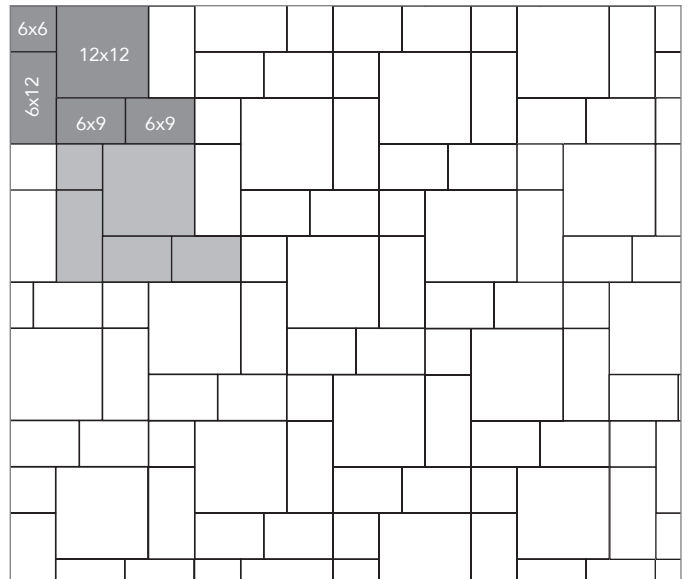
### 3 Piece Pattern #11

50% 12x18, 33% 12x12 and 17% 6x12



### 4 Piece Pattern #1

40% 12x12, 20% 6x12, 30% 6x9 and 10% 6x6



NAME	UNITS/PALLET	SQ. FT./PALLET
6x6	448	108
6x9	280	100
6x12	224	108
9x12	160	115
12x12	128	122
12x18	64	92



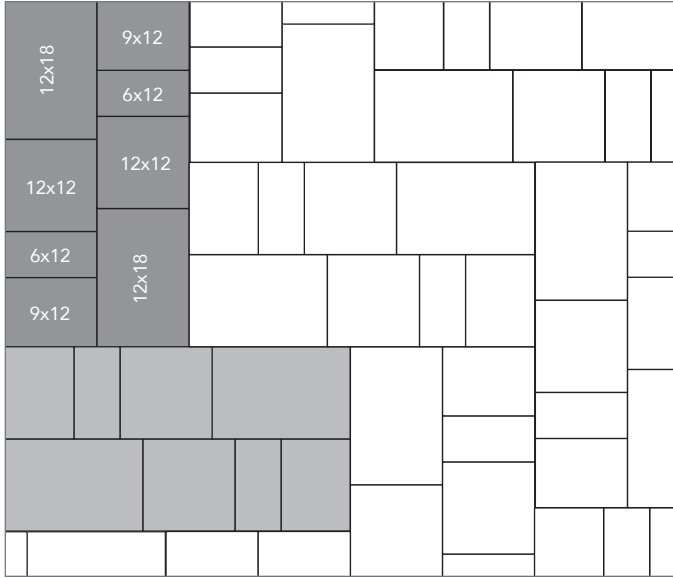
## PROJECT ESTIMATOR TOOL

Quickly calculate the amount of product required for your project by using the Basalite Project Estimator. Visit [basalite.com](http://basalite.com) or [click here](#) to use the Project Estimator.

Grey shaded area in patterns indicate repeating pattern.

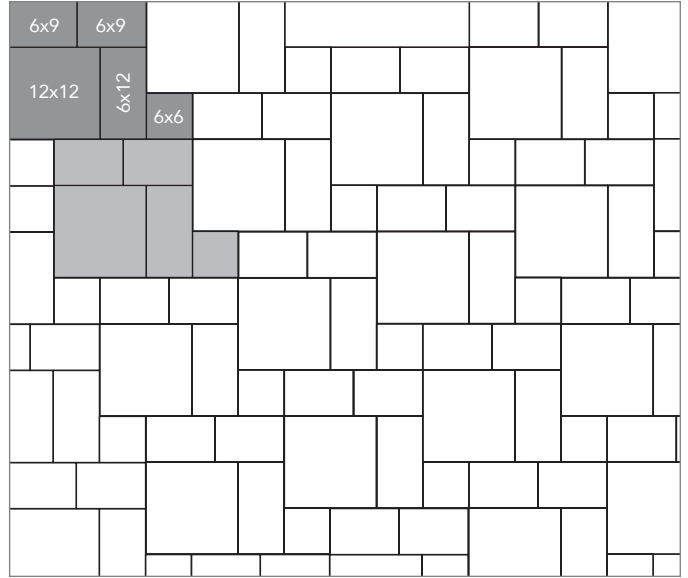
### 4 Piece Pattern #2

40% 12x18, 27% 12x12, 20% 9x12 and 13% 6x12



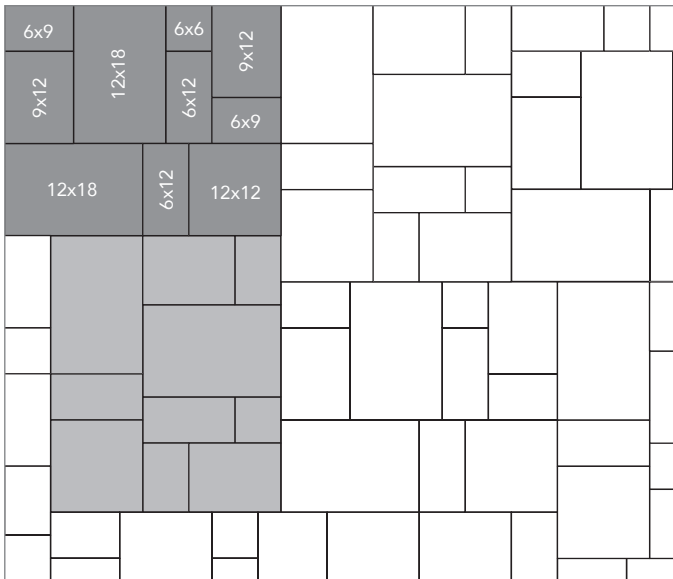
### 4 Piece Pattern #3

40% 12x12, 20% 6x12, 30% 6x9 and 10% 6x6



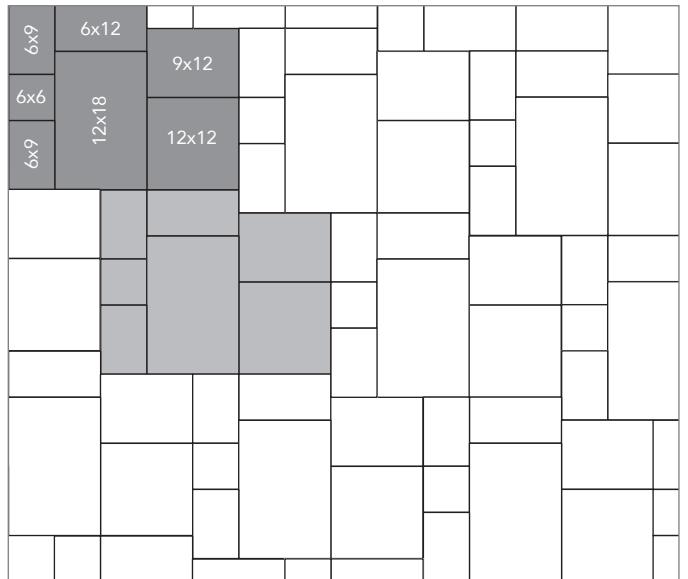
### 6 Piece Pattern #1

40% 12x18, 13% 12x12, 20% 9x12, 13% 6x12, 10% 6x9 and 4% 6x6



### 6 Piece Pattern #2

32% 12x18, 21% 12x12, 16% 9x12, 10% 6x12, 16% 6x9 and 5% 6x6



NAME	UNITS/PALLET	SQ. FT./PALLET
6x6	448	108
6x9	280	100
6x12	224	108
9x12	160	115
12x12	128	122
12x18	64	92



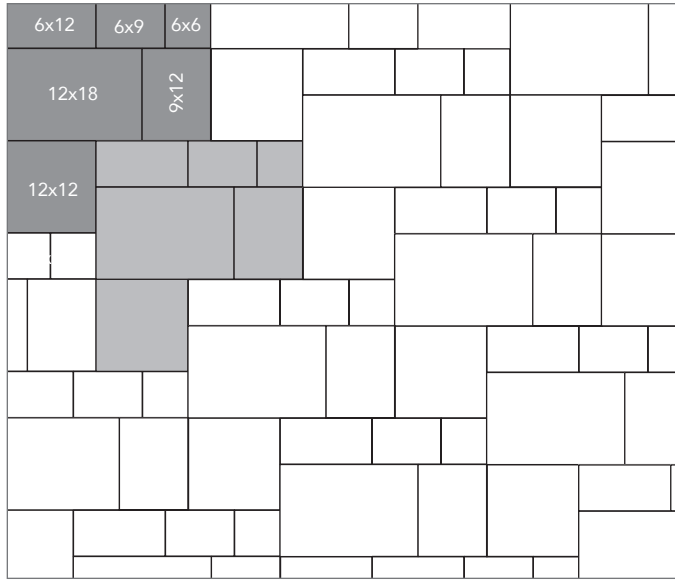
## PROJECT ESTIMATOR TOOL

Quickly calculate the amount of product required for your project by using the Basalite Project Estimator. Visit [basalite.com](http://basalite.com) or [click here](#) to use the Project Estimator.

Grey shaded area in patterns indicate repeating pattern.


### 6 Piece Pattern #3

34% 12x18, 23% 12x12, 17% 9x12, 11% 6x12, 9% 6x9 and 6% 6x6



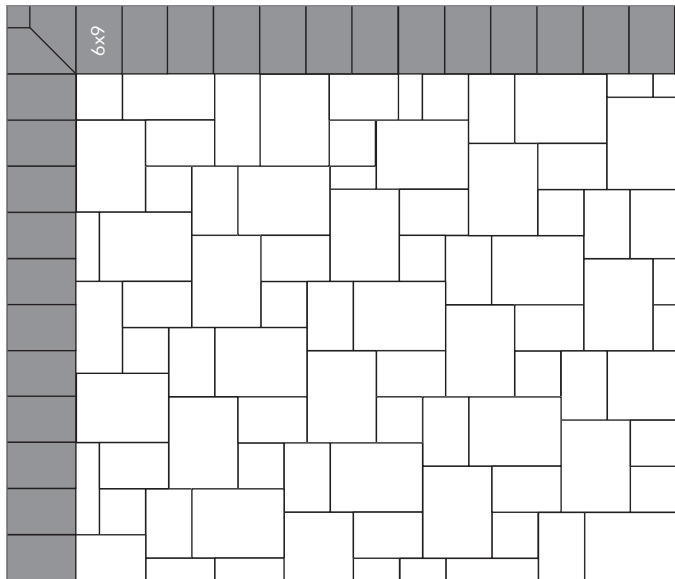
### 90 Degree Herringbone

100% 6x9, 100% 6x12, 100% 9x12 or 100% 12x18




### Soldier Course Border

100% 6x9



### Sailor Course Border

100% 6x9



NAME	UNITS/PALLET	SQ. FT./PALLET
6x6	448	108
6x9	280	100
6x12	224	108
9x12	160	115
12x12	128	122
12x18	64	92



### PROJECT ESTIMATOR TOOL

Quickly calculate the amount of product required for your project by using the Basalite Project Estimator. Visit [basalite.com](http://basalite.com) or [click here](#) to use the Project Estimator.

# LOCALLY MADE

Our state-of-the-art facility enables us to control every step of the manufacturing process, ensuring that the highest standards of quality pavers, walls, outdoor living kits and packaged concrete products are delivered to you.



FOLLOW US



[basalite.com](http://basalite.com)

605 Industrial Way  
Dixon, CA 95620  
800-776-6690

11888 West Linne Rd.  
Tracy, CA 95376  
800-776-6690

1201 Golden State Blvd.  
Selma, CA 93662  
559-896-0753