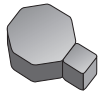





CLASSIC
PAVER PATTERNS



Great Hardscapes Start Here®

Grey shaded area in patterns indicate repeating pattern.

Classic Pattern
100% Classic



NAME	UNITS/PALLET	SQ. FT./PALLET
Classic	400	104




PROJECT ESTIMATOR TOOL

Quickly calculate the amount of product required for your project by using the Basalite Project Estimator. Visit basalite.com or [click here](#) to use the Project Estimator.

Grey shaded area in patterns indicate repeating pattern.

Herringbone Pattern
100% Classic



NAME	UNITS/PALLET	SQ. FT./PALLET
Classic	400	104



PROJECT ESTIMATOR TOOL

Quickly calculate the amount of product required for your project by using the Basalite Project Estimator. Visit [basalite.com](https://www.basalite.com) or click [here](#) to use the Project Estimator.

LOCALLY MADE

Our state-of-the-art facility enables us to control every step of the manufacturing process, ensuring that the highest standards of quality pavers, walls, outdoor living kits and packaged concrete products are delivered to you.



FOLLOW US



basalite.com

605 Industrial Way
Dixon, CA 95620
800-776-6690

11888 West Linne Rd.
Tracy, CA 95376
800-776-6690

1201 Golden State Blvd.
Selma, CA 93662
559-896-0753