



Bronze Creek




Cast Iron



Ebony



Mojave Brown



Cherry Red



Cherry Red/Ebony Blend



**PATTERNS**

View the laying pattern options for Interstate<sup>®</sup> Brick Clay Pavers. [Click Here](#)



**REQUEST SAMPLES**

Need product samples? [Contact us at basalite.com](#) or call 1-800-289-2562.



**TECHNICAL DOCUMENTS**

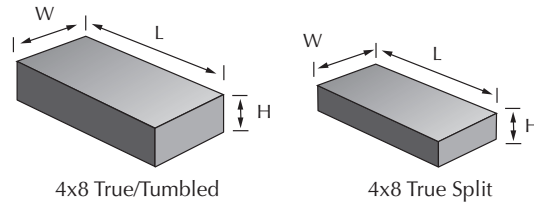
To see case studies, specifications and paver cross sections [Click Here](#)

# HAVE QUESTIONS?

Call 1-800-289-2562 or  
[contact us at basalite.com](http://contact.us@basalite.com)

# INTERSTATE® BRICK

Clay Paving Stones



NAME	METRIC SIZE	U.S. SIZE	HEIGHT	APPLICATIONS	ARCHITECTURAL FINISHES					CHAMFER WIDTH	SQ.FT./CUBE
					STANDARD	GROUND FACE	SHOT BLAST	SHOT BLAST GROUND FACE	TUMBLER		
4x8 True	102mm W x 203mm	4" W x 8" L	57mm	x	x						111
4x8 True Tumbled	102mm W x 203mm	4" W x 8" L	57mm	x					x		111
4x8 True Split	102mm W x 203mm	4" W x 8" L	32mm	x	x						147.5



**PEDESTRIAN**  
 Indicates product is suitable for projects with pedestrian use.



**LIGHT-DUTY VEHICULAR**  
 Indicates product is suitable for light-duty vehicular projects like driveways and parking stalls.



**COMMERCIAL VEHICULAR**  
 Indicates product is suitable for commercial vehicular projects like parking lots and roadways.



1801 S. Rollie Ave.  
 Ft. Lupton, CO 80621  
 303-292-2345

5170 Kalamath Street  
 Denver, CO 80221  
 303-783-3864

3255 Drennan Road  
 Colorado Springs, CO 80910  
 719-390-5477

FOLLOW US

