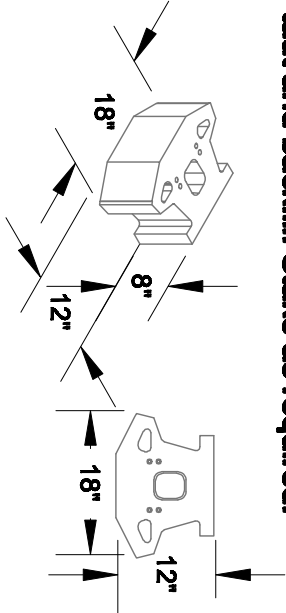

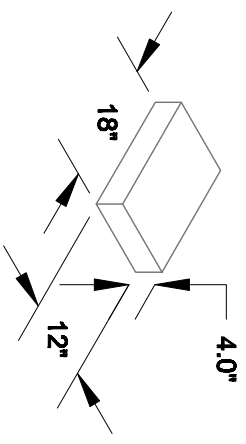


Geogrid is to be placed on level backfill over the fiberglass pins. Place next unit. Pull grid taut and backfill. Stake as required.

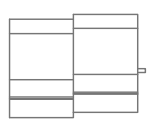


3 Plane GEOWALL(tm) Pro Unit

Grid and Pin Connection



0" - 1/8"
8"



1" - 1/4"
8"

Near Vertical

1" Setback

No.	Date	Revision	By

The information on this drawing is for conceptual design and should not be used without the signature of a professional engineer. Details should be specific to the project and project site requirements.



www.basalite.com

Project
GEOWALL Standard Drawings

Title
Unit Details

Date
6/22/11

Drawn By:
SMR

Scale
As Noted

Sheet