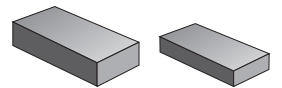





INTERSTATE® BRICK
PAVER PATTERNS



Great Hardscapes Start Here®

Grey shaded area in patterns indicate repeating pattern.

90 Degree Herringbone Pattern
100% 4x8



NAME	BRICKS/CUBE	SQ. FT./CUBE
4x8 True	500	111
4x8 True Tumbled	500	111
4x8 True Split	664	147.5




PROJECT ESTIMATOR TOOL

Quickly calculate the amount of product required for your project by using the Basalite Project Estimator. Visit basalite.com or click [here](#) to use the Project Estimator.

Grey shaded area in patterns indicate repeating pattern.

45 Degree Herringbone Pattern
100% 4x8



NAME	BRICKS/CUBE	SQ. FT./CUBE
4x8 True	500	111
4x8 True Tumbled	500	111
4x8 True Split	664	147.5




PROJECT ESTIMATOR TOOL

Quickly calculate the amount of product required for your project by using the Basalite Project Estimator. Visit basalite.com or click here to use the Project Estimator.

Grey shaded area in patterns indicate repeating pattern.

Double Basket Weave Pattern

100% 4x8



NAME	BRICKS/CUBE	SQ. FT./CUBE
4x8 True	500	111
4x8 True Tumbled	500	111
4x8 True Split	664	147.5




PROJECT ESTIMATOR TOOL

Quickly calculate the amount of product required for your project by using the Basalite Project Estimator. Visit basalite.com or [click here](#) to use the Project Estimator.

Grey shaded area in patterns indicate repeating pattern.

Single Basket Weave Pattern
100% 4x8



NAME	BRICKS/CUBE	SQ. FT./CUBE
4x8 True	500	111
4x8 True Tumbled	500	111
4x8 True Split	664	147.5




PROJECT ESTIMATOR TOOL

Quickly calculate the amount of product required for your project by using the Basalite Project Estimator. Visit basalite.com or [click here](#) to use the Project Estimator.

Grey shaded area in patterns indicate repeating pattern.

Running Bond Pattern
100% 4x8



NAME	BRICKS/CUBE	SQ. FT./CUBE
4x8 True	500	111
4x8 True Tumbled	500	111
4x8 True Split	664	147.5



PROJECT ESTIMATOR TOOL

Quickly calculate the amount of product required for your project by using the Basalite Project Estimator. Visit basalite.com or [click here](#) to use the Project Estimator.

LOCALLY MADE

Our state-of-the-art facility enables us to control every step of the manufacturing process, ensuring that the highest standards of quality pavers, walls, outdoor living kits and packaged concrete products are delivered to you.



FOLLOW US



basalite.com

1801 S Rollie Ave.
Ft. Lupton, CO 80621
303-292-2345

5170 Kalamath Street
Denver, CO 80221
303-783-3864

3255 Drennan Road
Colorado Springs, CO 80910
719-390-5477