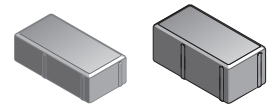




# MISSION


PAVER PATTERNS



Great Hardscapes Start Here®

Grey shaded area in patterns indicate repeating pattern.

**90 Degree Herringbone Pattern**  
100% 4x8



NAME	UNITS/PALLET	SQ. FT./PALLET
4x8x60	486	108
4x8x60 HB	442	92
4x8x80 HB	432	92




**PROJECT ESTIMATOR TOOL**

Quickly calculate the amount of product required for your project by using the Basalite Project Estimator. Visit [basalite.com](https://basalite.com) or [click here](#) to use the Project Estimator.

Grey shaded area in patterns indicate repeating pattern.

**45 Degree Herringbone Pattern**  
100% 4x8



NAME	UNITS/PALLET	SQ. FT./PALLET
4x8x60	486	108
4x8x60 HB	442	92
4x8x80 HB	432	92




**PROJECT ESTIMATOR TOOL**

Quickly calculate the amount of product required for your project by using the Basalite Project Estimator. Visit [basalite.com](https://basalite.com) or click here to use the Project Estimator.

Grey shaded area in patterns indicate repeating pattern.

### Double Basket Weave Pattern

100% 4x8



NAME	UNITS/PALLET	SQ. FT./PALLET
4x8x60	486	108
4x8x60 HB	442	92
4x8x80 HB	432	92




### PROJECT ESTIMATOR TOOL

Quickly calculate the amount of product required for your project by using the Basalite Project Estimator. Visit [basalite.com](https://basalite.com) or [click here](#) to use the Project Estimator.

Grey shaded area in patterns indicate repeating pattern.

**Single Basket Weave Pattern**  
100% 4x8



NAME	UNITS/PALLET	SQ. FT./PALLET
4x8x60	486	108
4x8x60 HB	442	92
4x8x80 HB	432	92




**PROJECT ESTIMATOR TOOL**

Quickly calculate the amount of product required for your project by using the Basalite Project Estimator. Visit [basalite.com](https://basalite.com) or [click here](#) to use the Project Estimator.

Grey shaded area in patterns indicate repeating pattern.

**Running Bond Pattern**  
100% 4x8



NAME	UNITS/PALLET	SQ. FT./PALLET
4x8x60	486	108
4x8x60 HB	442	92
4x8x80 HB	432	92



**PROJECT ESTIMATOR TOOL**

Quickly calculate the amount of product required for your project by using the Basalite Project Estimator. Visit [basalite.com](https://basalite.com) or [click here](#) to use the Project Estimator.

# LOCALLY MADE

Our state-of-the-art facility enables us to control every step of the manufacturing process, ensuring that the highest standards of quality pavers, walls, outdoor living kits and packaged concrete products are delivered to you.



FOLLOW US



[basalite.com](http://basalite.com)

1801 S Rollie Ave.  
Ft. Lupton, CO 80621  
303-292-2345

5170 Kalamath Street  
Denver, CO 80221  
303-783-3864

3255 Drennan Road  
Colorado Springs, CO 80910  
719-390-5477