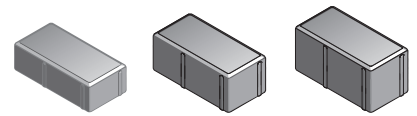




MISSION


PAVER PATTERNS



Great Hardscapes Start Here®

Grey shaded area in patterns indicate repeating pattern.

90 Degree Herringbone Pattern
100% 4x8



NAME	UNITS/PALLET	SQ. FT./PALLET
4x8/60	113	113
4x8/80	396	82.6
4x8/100	396	82.6




PROJECT ESTIMATOR TOOL

Quickly calculate the amount of product required for your project by using the Basalite Project Estimator. Visit basalite.com or [click here](#) to use the Project Estimator.

Grey shaded area in patterns indicate repeating pattern.

45 Degree Herringbone Pattern
100% 4x8



NAME	UNITS/PALLET	SQ. FT./PALLET
4x8/60	113	113
4x8/80	396	82.6
4x8/100	396	82.6




PROJECT ESTIMATOR TOOL

Quickly calculate the amount of product required for your project by using the Basalite Project Estimator. Visit basalite.com or [click here](#) to use the Project Estimator.

Grey shaded area in patterns indicate repeating pattern.

Double Basket Weave Pattern

100% 4x8



NAME	UNITS/PALLET	SQ. FT./PALLET
4x8/60	113	113
4x8/80	396	82.6
4x8/100	396	82.6




PROJECT ESTIMATOR TOOL

Quickly calculate the amount of product required for your project by using the Basalite Project Estimator. Visit basalite.com or [click here](#) to use the Project Estimator.

Grey shaded area in patterns indicate repeating pattern.

Single Basket Weave Pattern

100% 4x8



NAME	UNITS/PALLET	SQ. FT./PALLET
4x8/60	113	113
4x8/80	396	82.6
4x8/100	396	82.6




PROJECT ESTIMATOR TOOL

Quickly calculate the amount of product required for your project by using the Basalite Project Estimator. Visit [basalite.com](https://www.basalite.com) or [click here](#) to use the Project Estimator.

Grey shaded area in patterns indicate repeating pattern.

Running Bond Pattern

100% 4x8



NAME	UNITS/PALLET	SQ. FT./PALLET
4x8/60	113	113
4x8/80	396	82.6
4x8/100	396	82.6



PROJECT ESTIMATOR TOOL

Quickly calculate the amount of product required for your project by using the Basalite Project Estimator. Visit [basalite.com](https://www.basalite.com) or [click here](#) to use the Project Estimator.

LOCALLY MADE

Our state-of-the-art facility enables us to control every step of the manufacturing process, ensuring that the highest wood grains of quality pavers, walls, outdoor living kits and packaged concrete products are delivered to you.



FOLLOW US



basalite.com

355 Greg Street
Sparks, NV 89431
775-358-1200