





**MISSION**  
PAVER PATTERNS



Great Hardscapes Start Here®

Grey shaded area in patterns indicate repeating pattern.

**90 Degree Herringbone Pattern**  
100% 4x8



NAME	UNITS/PALLET	SQ. FT./PALLET
4x8	432	92.45




**PROJECT ESTIMATOR TOOL**

Quickly calculate the amount of product required for your project by using the Basalite Project Estimator. Visit [basalite.com](https://basalite.com) or [click here](#) to use the Project Estimator.

Grey shaded area in patterns indicate repeating pattern.

**45 Degree Herringbone Pattern**  
100% 4x8



NAME	UNITS/PALLET	SQ. FT./PALLET
4x8	432	92.45




**PROJECT ESTIMATOR TOOL**

Quickly calculate the amount of product required for your project by using the Basalite Project Estimator. Visit [basalite.com](https://basalite.com) or click here to use the Project Estimator.

Grey shaded area in patterns indicate repeating pattern.

**Double Basket Weave Pattern**  
100% 4x8



NAME	UNITS/PALLET	SQ. FT./PALLET
4x8	432	92.45




**PROJECT ESTIMATOR TOOL**

Quickly calculate the amount of product required for your project by using the Basalite Project Estimator. Visit [basalite.com](https://basalite.com) or [click here](#) to use the Project Estimator.

Grey shaded area in patterns indicate repeating pattern.

**Single Basket Weave Pattern**  
100% 4x8



NAME	UNITS/PALLET	SQ. FT./PALLET
4x8	432	92.45




**PROJECT ESTIMATOR TOOL**

Quickly calculate the amount of product required for your project by using the Basalite Project Estimator. Visit [basalite.com](https://basalite.com) or [click here](#) to use the Project Estimator.

Grey shaded area in patterns indicate repeating pattern.

**Running Bond Pattern**  
100% 4x8



NAME	UNITS/PALLET	SQ. FT./PALLET
4x8	432	92.45



**PROJECT ESTIMATOR TOOL**

Quickly calculate the amount of product required for your project by using the Basalite Project Estimator. Visit [basalite.com](https://basalite.com) or [click here](#) to use the Project Estimator.

# LOCALLY MADE

Our state-of-the-art facility enables us to control every step of the manufacturing process, ensuring that the highest wood grains of quality pavers, walls, outdoor living kits and packaged concrete products are delivered to you.



FOLLOW US



[basalite.com](http://basalite.com)

3299 International Place  
Dupont, WA 98327  
253-964-5000