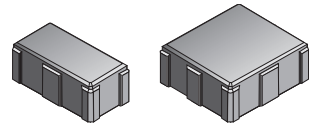




PERMEABLE MISSION

PAVER PATTERNS




Great Hardscapes Start Here®

Grey shaded area in patterns indicate repeating pattern.

Permeable Mission Pattern

34% 4x8 and 66% 8x8



NAME	UNITS/PALLET	SQ. FT./PALLET
4x8	512	82.6
8x8	216	90




PROJECT ESTIMATOR TOOL

Quickly calculate the amount of product required for your project by using the Basalite Project Estimator. Visit basalite.com or [click here](#) to use the Project Estimator.

Grey shaded area in patterns indicate repeating pattern.

90 Degree Herringbone Pattern

100% 4x8



NAME	UNITS/PALLET	SQ. FT./PALLET
4x8	528	113




PROJECT ESTIMATOR TOOL

Quickly calculate the amount of product required for your project by using the Basalite Project Estimator. Visit basalite.com or [click here](#) to use the Project Estimator.

Grey shaded area in patterns indicate repeating pattern.

45 Degree Herringbone Pattern
100% 4x8



NAME	UNITS/PALLET	SQ. FT./PALLET
4x8	528	113



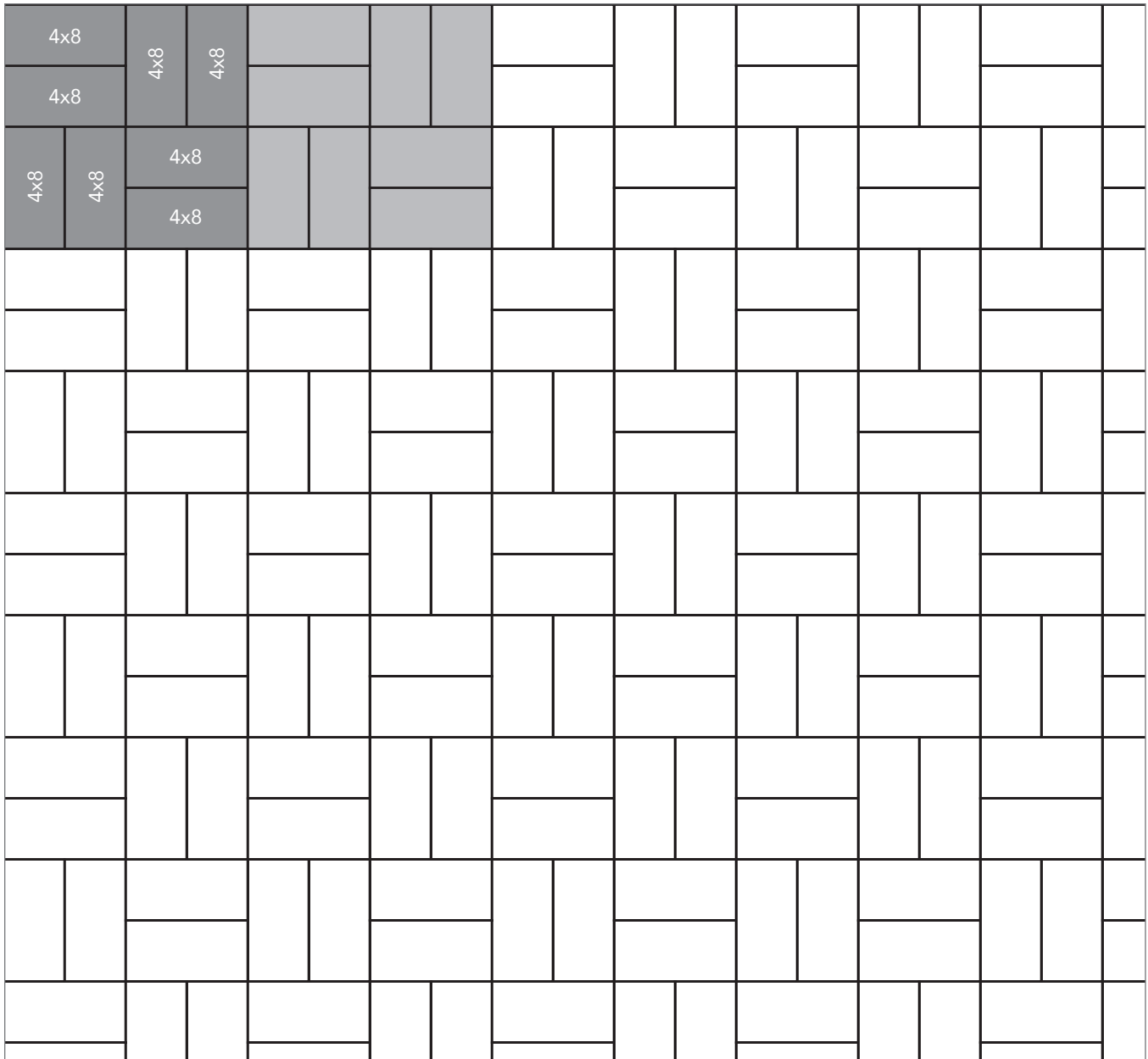
PROJECT ESTIMATOR TOOL

Quickly calculate the amount of product required for your project by using the Basalite Project Estimator. Visit basalite.com or click here to use the Project Estimator.

Grey shaded area in patterns indicate repeating pattern.

Double Basket Weave Pattern

100% 4x8



NAME	UNITS/PALLET	SQ. FT./PALLET
4x8	528	113




PROJECT ESTIMATOR TOOL

Quickly calculate the amount of product required for your project by using the Basalite Project Estimator. Visit basalite.com or [click here](#) to use the Project Estimator.

Grey shaded area in patterns indicate repeating pattern.

Single Basket Weave Pattern

100% 4x8



NAME	UNITS/PALLET	SQ. FT./PALLET
4x8	528	113




PROJECT ESTIMATOR TOOL

Quickly calculate the amount of product required for your project by using the Basalite Project Estimator. Visit basalite.com or [click here](#) to use the Project Estimator.

Grey shaded area in patterns indicate repeating pattern.

4x8 Running Bond Pattern

100% 4x8



NAME	UNITS/PALLET	SQ. FT./PALLET
4x8	528	113




PROJECT ESTIMATOR TOOL

Quickly calculate the amount of product required for your project by using the Basalite Project Estimator. Visit basalite.com or [click here](#) to use the Project Estimator.

Grey shaded area in patterns indicate repeating pattern.

8x8 Running Bond Pattern

100% 8x8



NAME	UNITS/PALLET	SQ. FT./PALLET
8x8	216	90



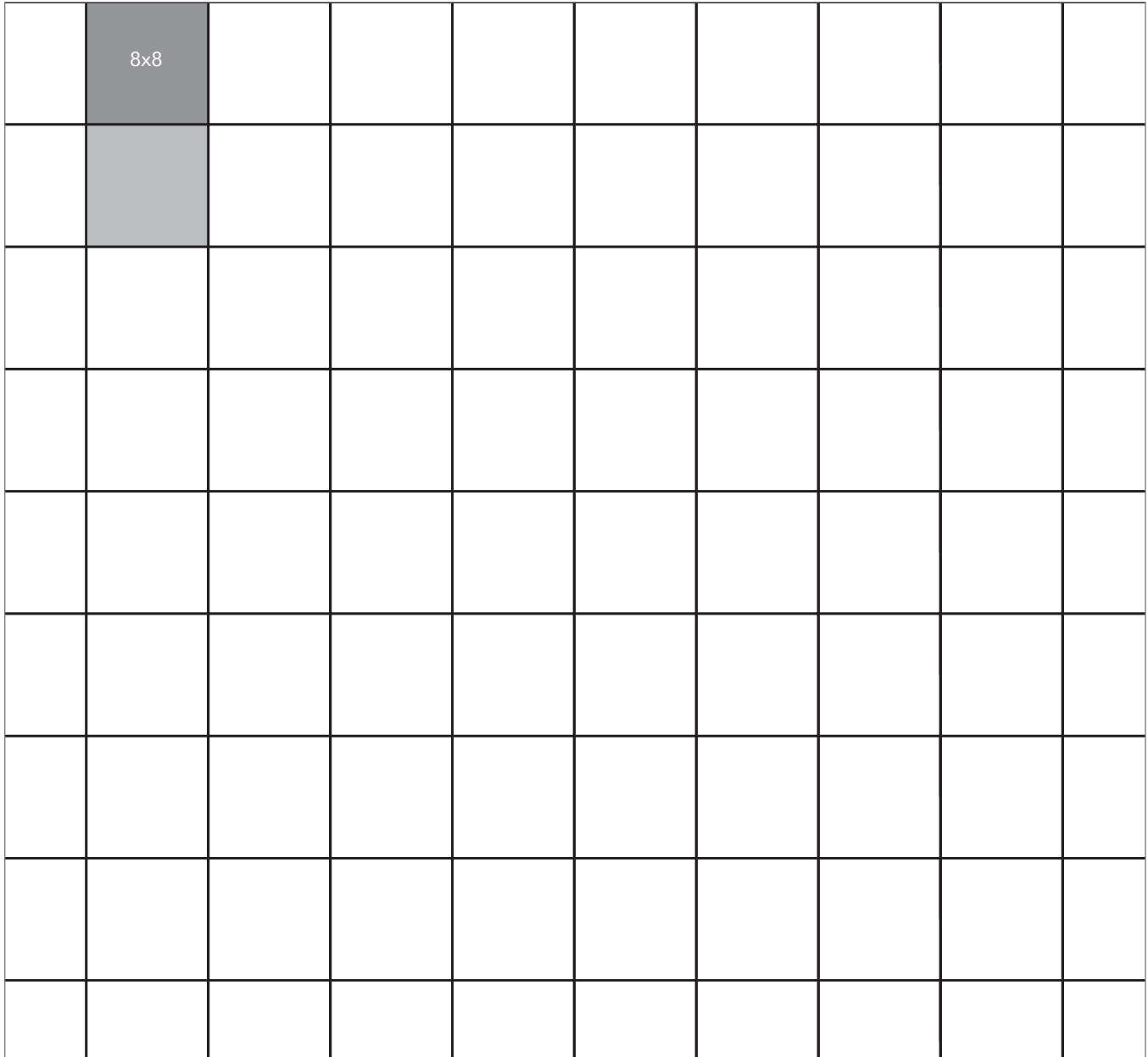
PROJECT ESTIMATOR TOOL

Quickly calculate the amount of product required for your project by using the Basalite Project Estimator. Visit [basalite.com](https://www.basalite.com) or [click here](#) to use the Project Estimator.

Grey shaded area in patterns indicate repeating pattern.

8x8 Stack Bond Pattern

100% 8x8



NAME	UNITS/PALLET	SQ. FT./PALLET
8x8	216	90



PROJECT ESTIMATOR TOOL

Quickly calculate the amount of product required for your project by using the Basalite Project Estimator. Visit [basalite.com](https://www.basalite.com) or [click here](#) to use the Project Estimator.

LOCALLY MADE

Our state-of-the-art facility enables us to control every step of the manufacturing process, ensuring that the highest wood grains of quality pavers, walls, outdoor living kits and packaged concrete products are delivered to you.



FOLLOW US



basalite.com

355 Greg Street
Sparks, NV 89431
775-358-1200