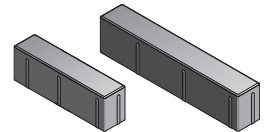




PLANK

PAVER PATTERNS




Great Hardscapes Start Here®

Grey shaded area in patterns indicate repeating pattern.

3x12 Running Bond

100% 3x12



NAME	UNITS/PALLET	SQ. FT./PALLET
3x12	280	67.8
3x18	140	50.9




PROJECT ESTIMATOR TOOL

Quickly calculate the amount of product required for your project by using the Basalite Project Estimator. Visit basalite.com or [click here](#) to use the Project Estimator.

Grey shaded area in patterns indicate repeating pattern.

3x18 Running Bond

100% 3x18



NAME	UNITS/PALLET	SQ. FT./PALLET
3x12	280	67.8
3x18	140	50.9




PROJECT ESTIMATOR TOOL

Quickly calculate the amount of product required for your project by using the Basalite Project Estimator. Visit [basalite.com](https://www.basalite.com) or [click here](#) to use the Project Estimator.

Grey shaded area in patterns indicate repeating pattern.

3x12 Herringbone Pattern
100% 3x12



NAME	UNITS/PALLET	SQ. FT./PALLET
3x12	280	67.8
3x18	140	50.9




PROJECT ESTIMATOR TOOL

Quickly calculate the amount of product required for your project by using the Basalite Project Estimator. Visit basalite.com or click [here](#) to use the Project Estimator.

Grey shaded area in patterns indicate repeating pattern.

3x18 Herringbone Pattern
100% 3x18



NAME	UNITS/PALLET	SQ. FT./PALLET
3x12	280	67.8
3x18	140	50.9



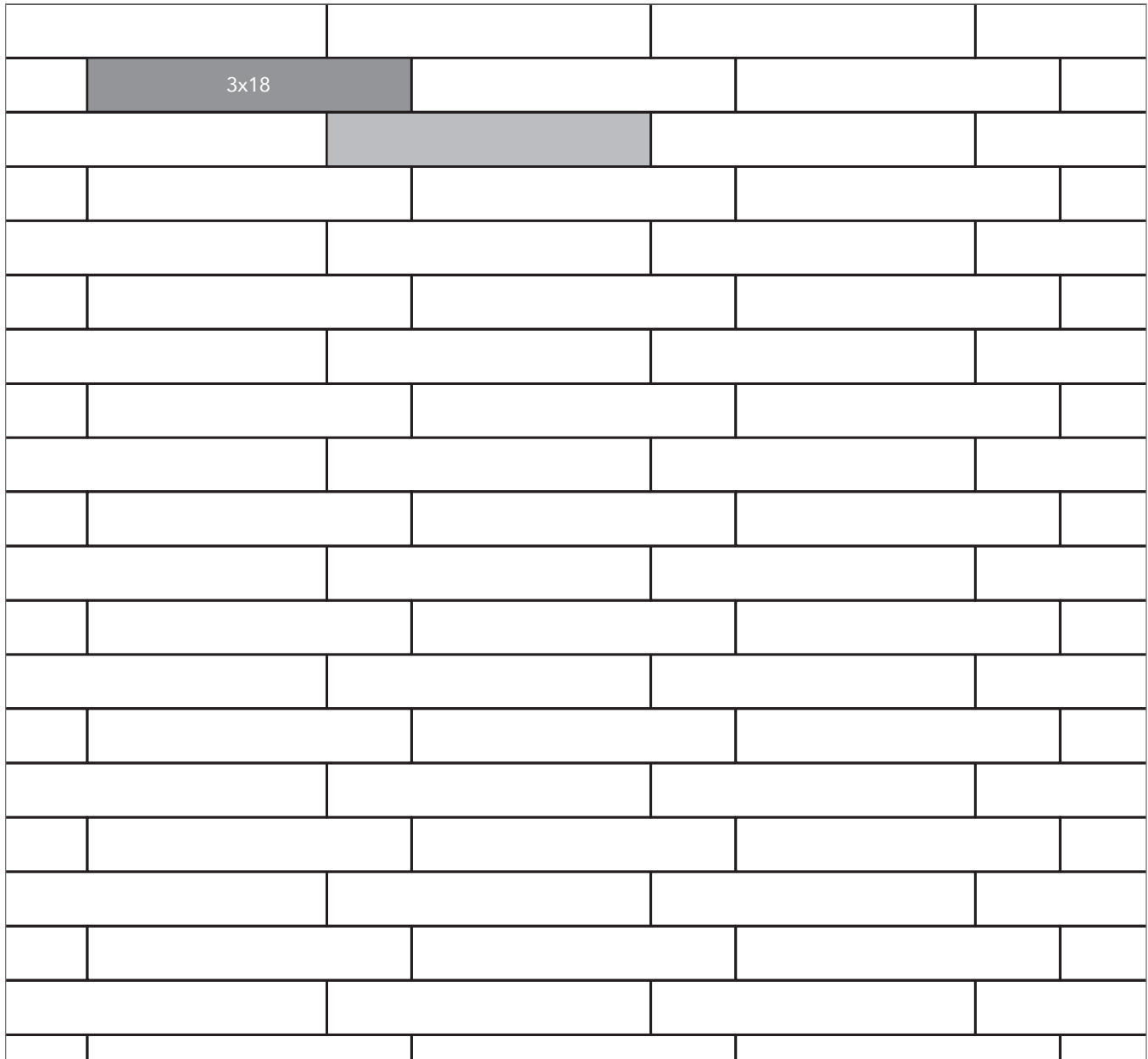
PROJECT ESTIMATOR TOOL

Quickly calculate the amount of product required for your project by using the Basalite Project Estimator. Visit basalite.com or [click here](#) to use the Project Estimator.

Grey shaded area in patterns indicate repeating pattern.

1/3 Offset Running Bond

100% 3x18



NAME	UNITS/PALLET	SQ. FT./PALLET
3x12	280	67.8
3x18	140	50.9



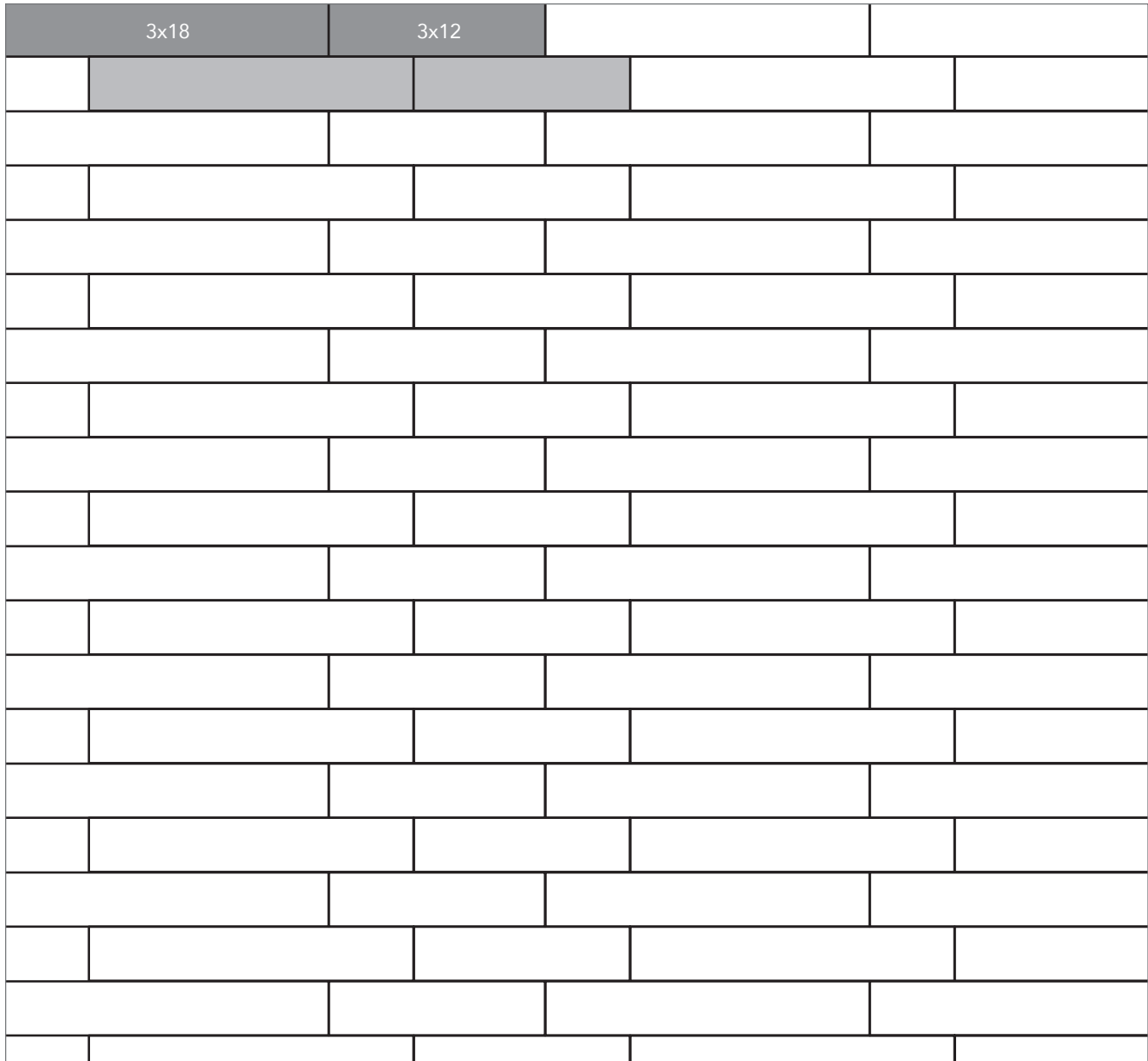
PROJECT ESTIMATOR TOOL

Quickly calculate the amount of product required for your project by using the Basalite Project Estimator. Visit [basalite.com](https://www.basalite.com) or [click here](#) to use the Project Estimator.

Grey shaded area in patterns indicate repeating pattern.

3x18 and 3x12 Mixed Running Bond

50% 3x18 and 3x12



NAME	UNITS/PALLET	SQ. FT./PALLET
3x12	280	67.8
3x18	140	50.9



PROJECT ESTIMATOR TOOL

Quickly calculate the amount of product required for your project by using the Basalite Project Estimator. Visit basalite.com or [click here](#) to use the Project Estimator.

LOCALLY MADE

Our state-of-the-art facility enables us to control every step of the manufacturing process, ensuring that the highest standards of quality pavers, walls, outdoor living kits and packaged concrete products are delivered to you.



FOLLOW US



[basalite.com](https://www.basalite.com)

3299 International Place
Dupont, WA 98327
253-964-5000