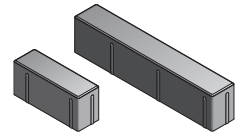





**PLANK**  
PAVER PATTERNS



Great Hardscapes Start Here®

Grey shaded area in patterns indicate repeating pattern.

**3x9 Running Bond**  
100% 3x9



NAME	UNITS/PALLET	SQ. FT./PALLET
3x9	420	75.6
3x18	168	60




**PROJECT ESTIMATOR TOOL**

Quickly calculate the amount of product required for your project by using the Basalite Project Estimator. Visit [basalite.com](https://basalite.com) or [click here](#) to use the Project Estimator.

Grey shaded area in patterns indicate repeating pattern.

### 3x18 Running Bond

100% 3x18



NAME	UNITS/PALLET	SQ. FT./PALLET
3x9	420	75.6
3x18	168	60




### PROJECT ESTIMATOR TOOL

Quickly calculate the amount of product required for your project by using the Basalite Project Estimator. Visit [basalite.com](https://basalite.com) or [click here](#) to use the Project Estimator.

Grey shaded area in patterns indicate repeating pattern.

**3x9 Herringbone Pattern**  
100% 3x9



NAME	UNITS/PALLET	SQ. FT./PALLET
3x9	420	75.6
3x18	168	60




**PROJECT ESTIMATOR TOOL**

Quickly calculate the amount of product required for your project by using the Basalite Project Estimator. Visit [basalite.com](https://basalite.com) or [click here](#) to use the Project Estimator.

Grey shaded area in patterns indicate repeating pattern.

### 3x18 Herringbone Pattern

100% 3x18



NAME	UNITS/PALLET	SQ. FT./PALLET
3x9	420	75.6
3x18	168	60




### PROJECT ESTIMATOR TOOL

Quickly calculate the amount of product required for your project by using the Basalite Project Estimator. Visit [basalite.com](https://basalite.com) or [click here](#) to use the Project Estimator.

Grey shaded area in patterns indicate repeating pattern.

### 1/3 Offset Running Bond

100% 3x9



NAME	UNITS/PALLET	SQ. FT./PALLET
3x9	420	75.6
3x18	168	60



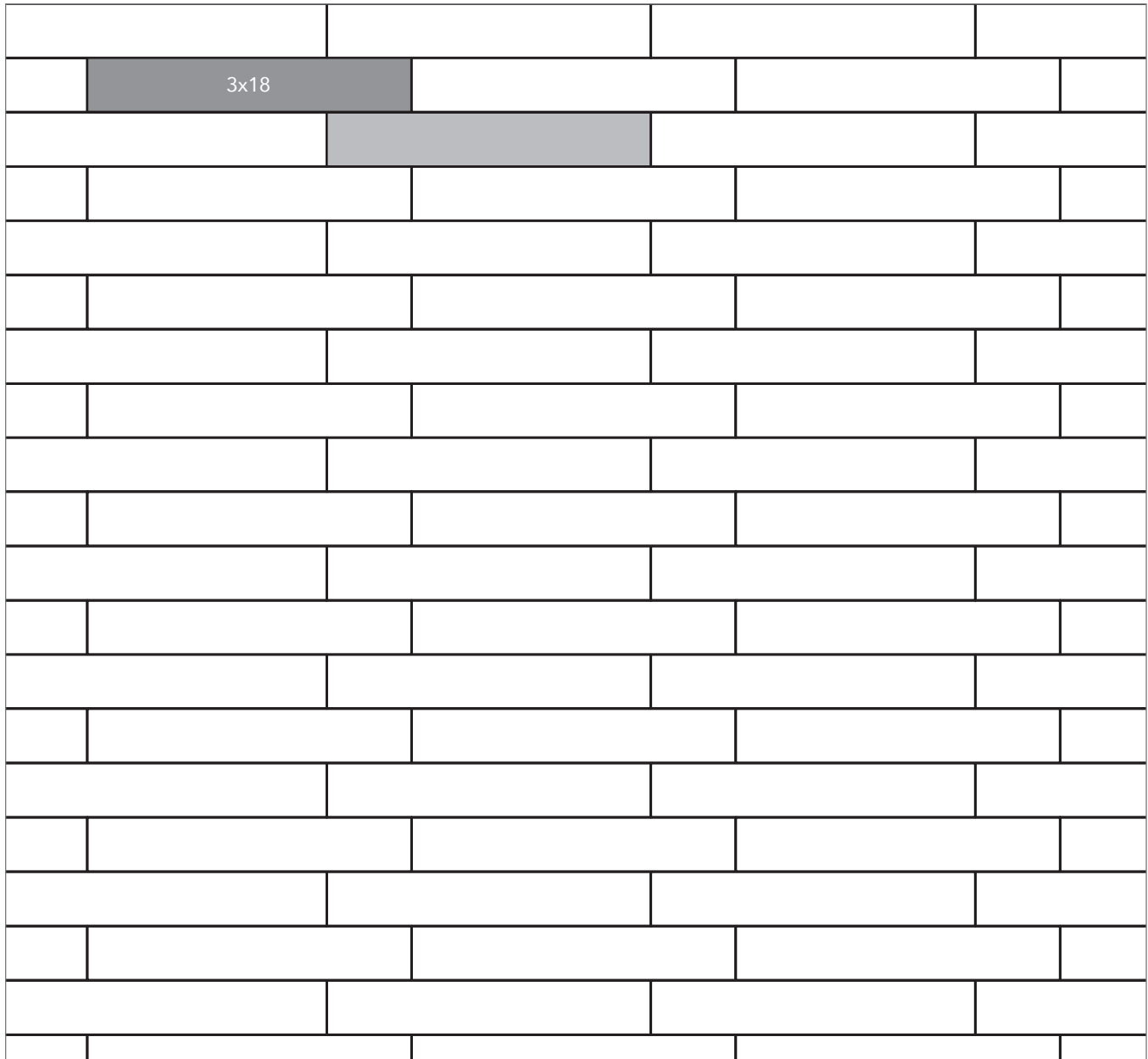
### PROJECT ESTIMATOR TOOL

Quickly calculate the amount of product required for your project by using the Basalite Project Estimator. Visit [basalite.com](https://basalite.com) or [click here](#) to use the Project Estimator.

Grey shaded area in patterns indicate repeating pattern.

### 1/3 Offset Running Bond

100% 3x18



NAME	UNITS/PALLET	SQ. FT./PALLET
3x9	420	75.6
3x18	168	60




### PROJECT ESTIMATOR TOOL

Quickly calculate the amount of product required for your project by using the Basalite Project Estimator. Visit [basalite.com](https://www.basalite.com) or [click here](#) to use the Project Estimator.

Grey shaded area in patterns indicate repeating pattern.

### Basket Weave

100% 3x9



NAME	UNITS/PALLET	SQ. FT./PALLET
3x9	420	75.6
3x18	168	60



### PROJECT ESTIMATOR TOOL

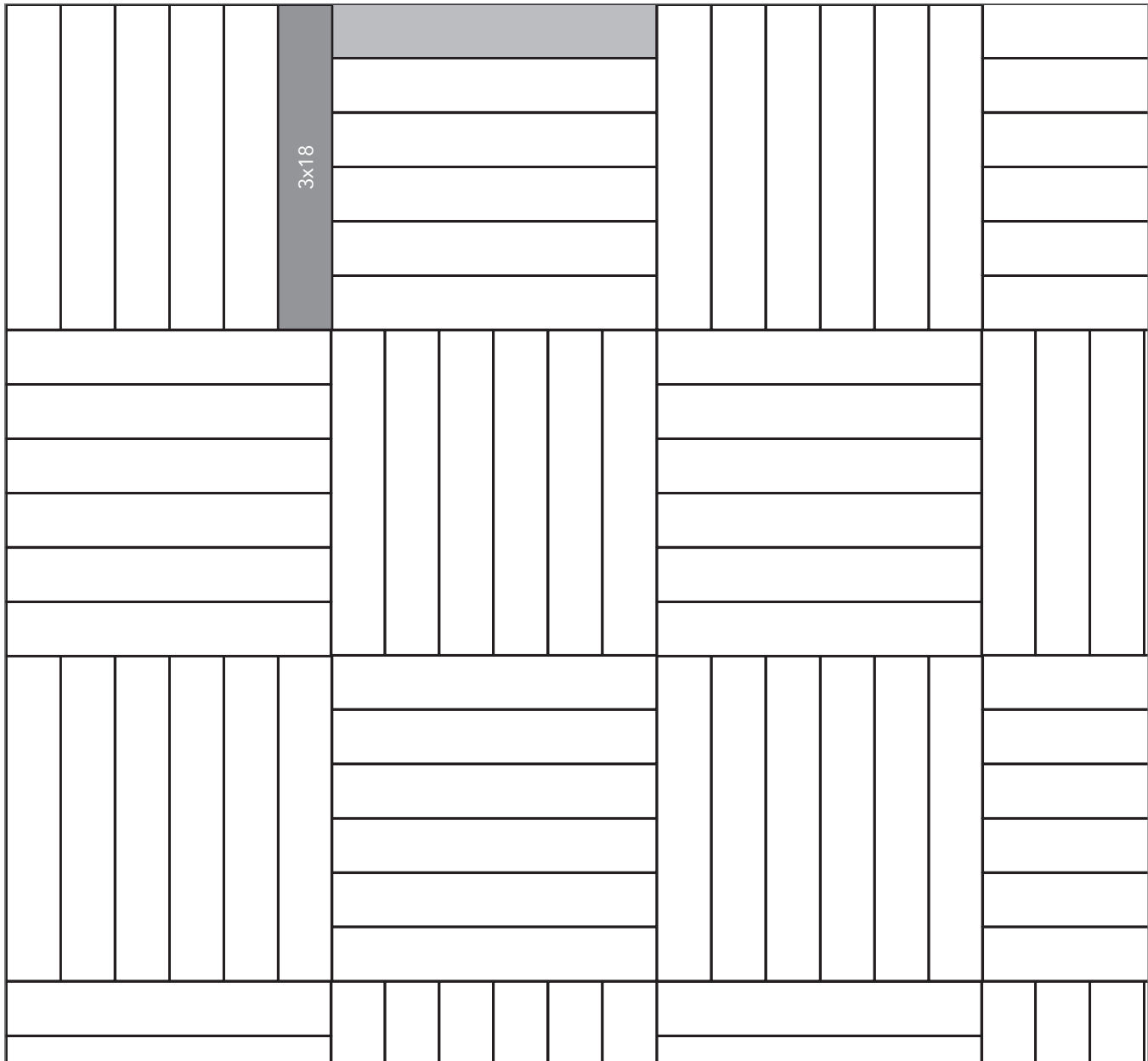
Quickly calculate the amount of product required for your project by using the Basalite Project Estimator. Visit [basalite.com](https://basalite.com) or [click here](#) to use the Project Estimator.



Grey shaded area in patterns indicate repeating pattern.

### Basket Weave

100% 3x18



NAME	UNITS/PALLET	SQ. FT./PALLET
3x9	420	75.6
3x18	168	60



### PROJECT ESTIMATOR TOOL

Quickly calculate the amount of product required for your project by using the Basalite Project Estimator. Visit [basalite.com](https://basalite.com) or [click here](#) to use the Project Estimator.

# LOCALLY MADE

Our state-of-the-art facility enables us to control every step of the manufacturing process, ensuring that the highest wood grains of quality pavers, walls, outdoor living kits and packaged concrete products are delivered to you.



FOLLOW US



[basalite.com](http://basalite.com)

355 Greg Street  
Sparks, NV 89431  
775-358-1200