




# PREMIER SMOOTH

PAVER PATTERNS

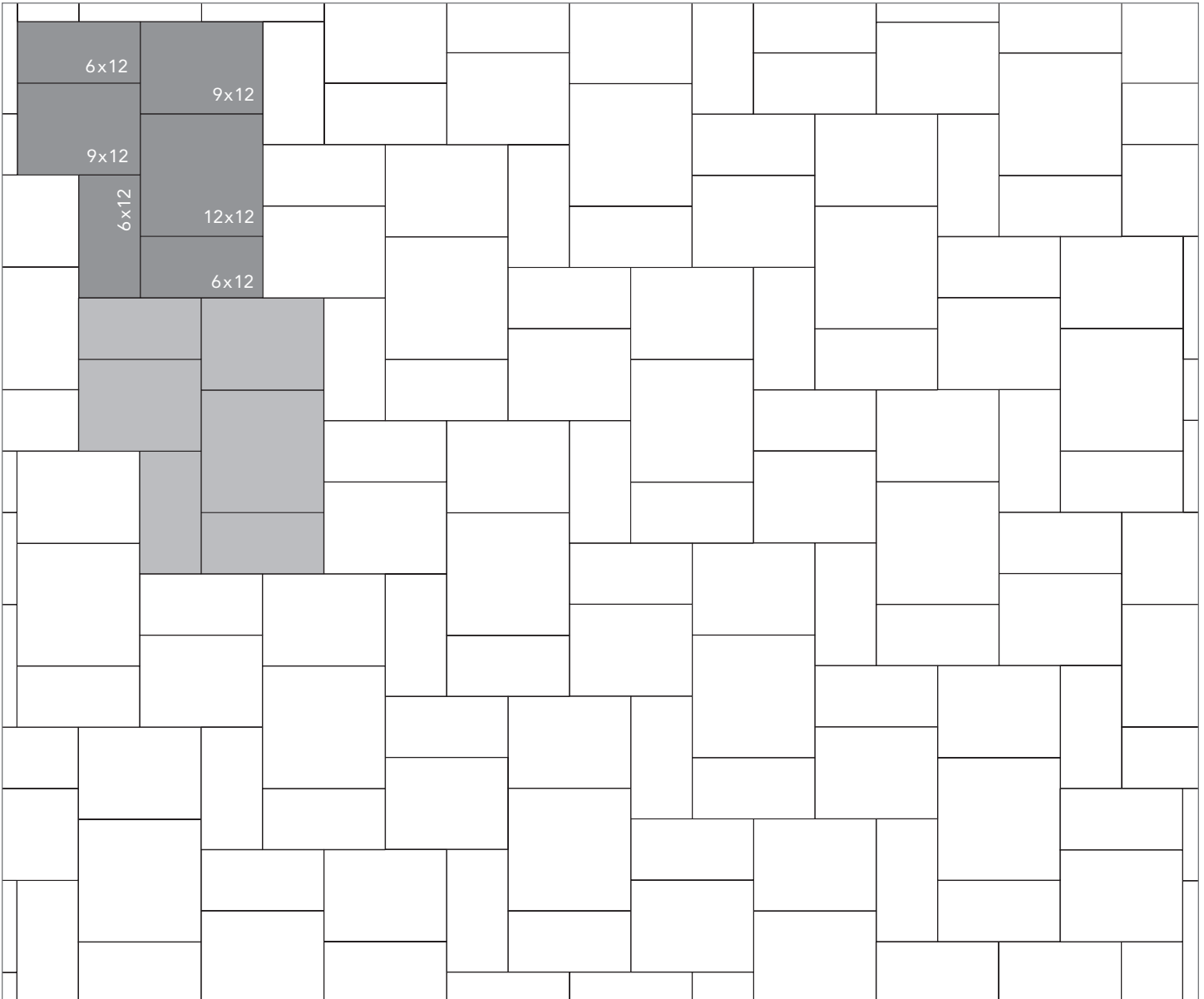


Great Hardscapes Start Here®

Grey shaded area in patterns indicate repeating pattern.

### 3 Piece Combo Pattern

100% 3 Piece Combo



NAME	UNITS/PALLET	SQ. FT./PALLET
6x12	96 (6x12), 64 (9x12),	121.9
9x12	32 (12x12) for a full pallet	
12x12	quantity of 192	
*6x9 Border	280	100
*12x18	64	92

6x12, 9x12 and 12x12 units are sold in Basalite® combo pallet quantities only.  
 \*6x9 and 12x18 are all palletized and sold separately.

©2023 Basalite® Concrete Products, LLC.



### PROJECT ESTIMATOR TOOL

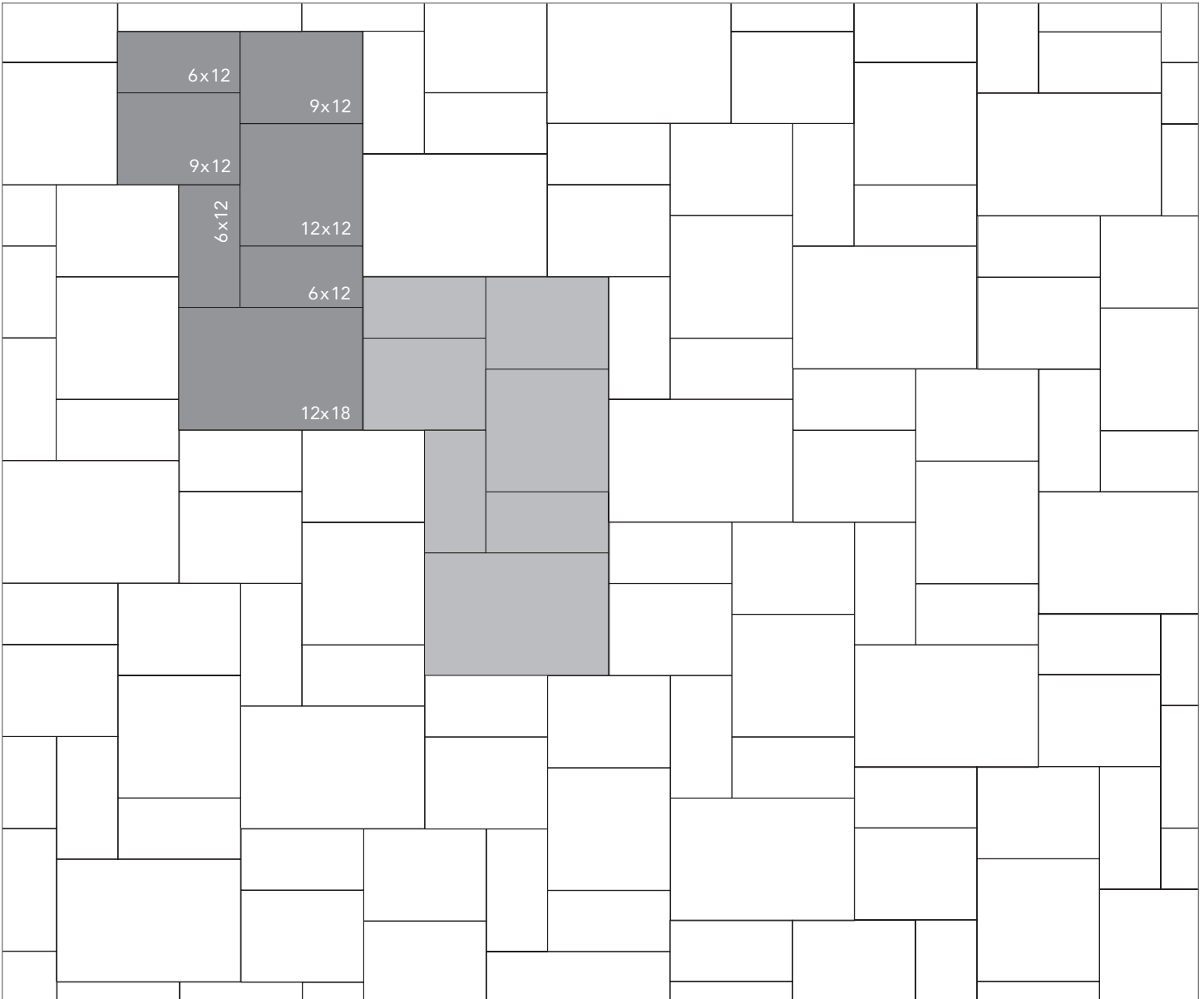
Quickly calculate the amount of product required for your project by using the Basalite Project Estimator.

Visit [basalite.com/paver-estimator/](https://basalite.com/paver-estimator/)

Grey shaded area in patterns indicate repeating pattern.

### 4 Piece Pattern #4

73% 3 Piece Combo and 27% 12x18



NAME	UNITS/PALLET	SQ. FT./PALLET
6x12 9x12 12x12	96 (6x12), 64 (9x12), 32 (12x12) for a full pallet quantity of 192	121.9
*6x9 Border	280	100
*12x18	64	92

6x12, 9x12 and 12x12 units are sold in Basalite® combo pallet quantities only.  
 \*6x9 and 12x18 are all palletized and sold separately.



### PROJECT ESTIMATOR TOOL

Quickly calculate the amount of product required for your project by using the Basalite Project Estimator.

Visit [basalite.com/paver-estimator/](https://basalite.com/paver-estimator/)

# LOCALLY MADE

Our state-of-the-art facility enables us to control every step of the manufacturing process, ensuring that the highest standards of quality pavers, walls, outdoor living kits and packaged concrete products are delivered to you.



FOLLOW US



[basalite.com](http://basalite.com)

605 Industrial Way  
Dixon, CA 95620  
800-776-6690

11888 West Linne Rd.  
Tracy, CA 95376  
800-776-6690

1201 Golden State Blvd.  
Selma, CA 93662  
559-896-0753