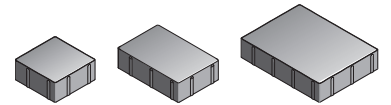




SAN FRANCISCO COBBLESTONE

PAVER PATTERNS




Great Hardscapes Start Here®

Grey shaded area in patterns indicate repeating pattern.

Interlace Pattern

75% Rectangle and 25% Square



NAME	UNITS/PALLET	SQ. FT./PALLET
Square (5x5)	512	107
Rectangle (5x8)	384	121




PROJECT ESTIMATOR TOOL

Quickly calculate the amount of product required for your project by using the Basalite Project Estimator. Visit basalite.com or [click here](#) to use the Project Estimator.

Grey shaded area in patterns indicate repeating pattern.

Random One Pattern

40% Mega, 20% Rectangle and 40% Square



NAME	UNITS/PALLET	SQ. FT./PALLET
Square (5x5)	512	107
Rectangle (5x8)	384	121
Mega (8x11)	160	102



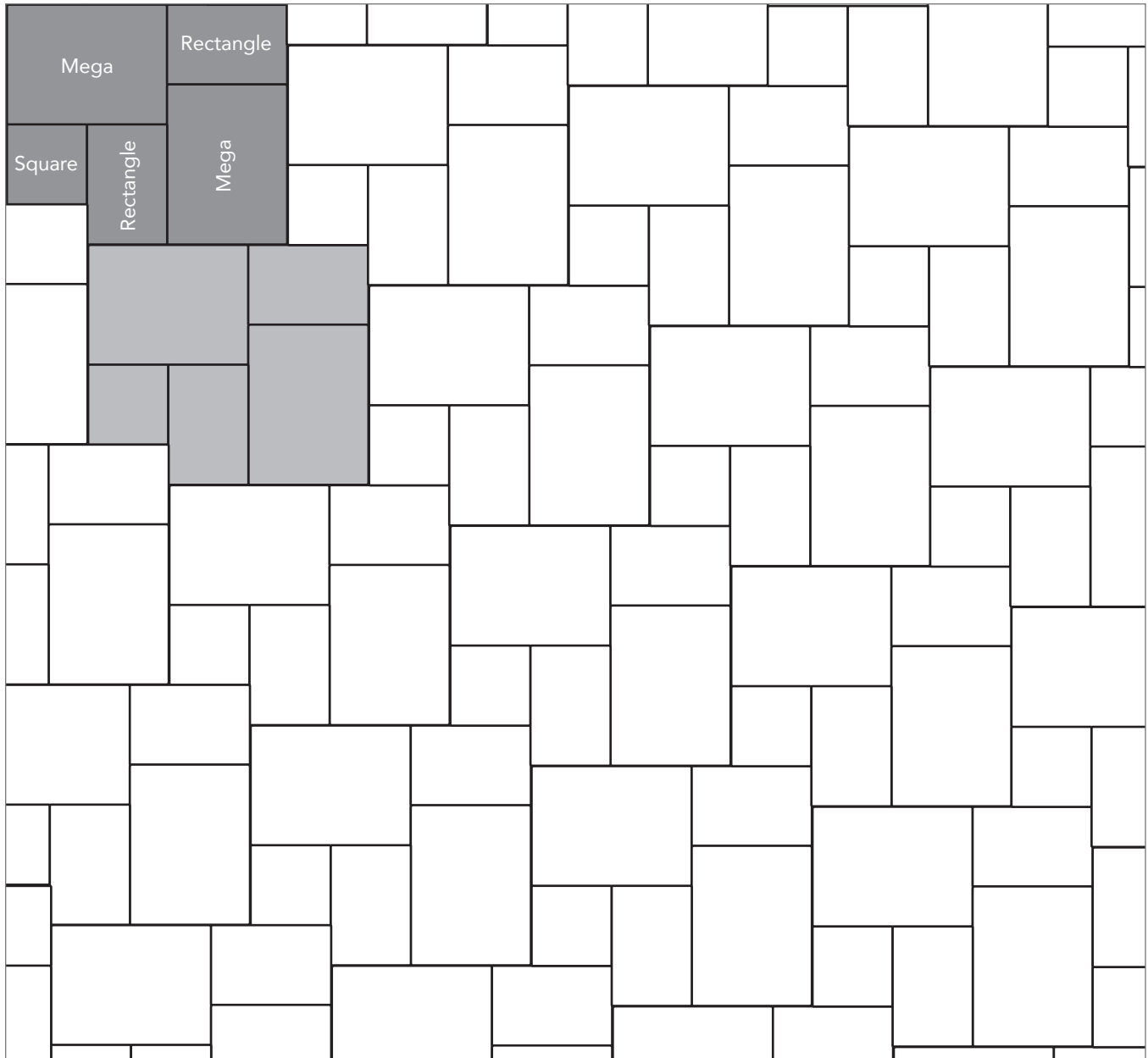
PROJECT ESTIMATOR TOOL

Quickly calculate the amount of product required for your project by using the Basalite Project Estimator. Visit basalite.com or [click here](#) to use the Project Estimator.

Grey shaded area in patterns indicate repeating pattern.

Random Cobble Pattern

60% Mega, 30% Rectangle, 10% Square



NAME	UNITS/PALLET	SQ. FT./PALLET
Square (5x5)	512	107
Rectangle (5x8)	384	121
Mega (8x11)	160	102




PROJECT ESTIMATOR TOOL

Quickly calculate the amount of product required for your project by using the Basalite Project Estimator. Visit basalite.com or [click here](#) to use the Project Estimator.

Grey shaded area in patterns indicate repeating pattern.

Herringbone Flagstone Pattern

37.5% Mega, 37.5% Rectangle and 25% Square



NAME	UNITS/PALLET	SQ. FT./PALLET
Square (5x5)	512	107
Rectangle (5x8)	384	121
Mega (8x11)	160	102



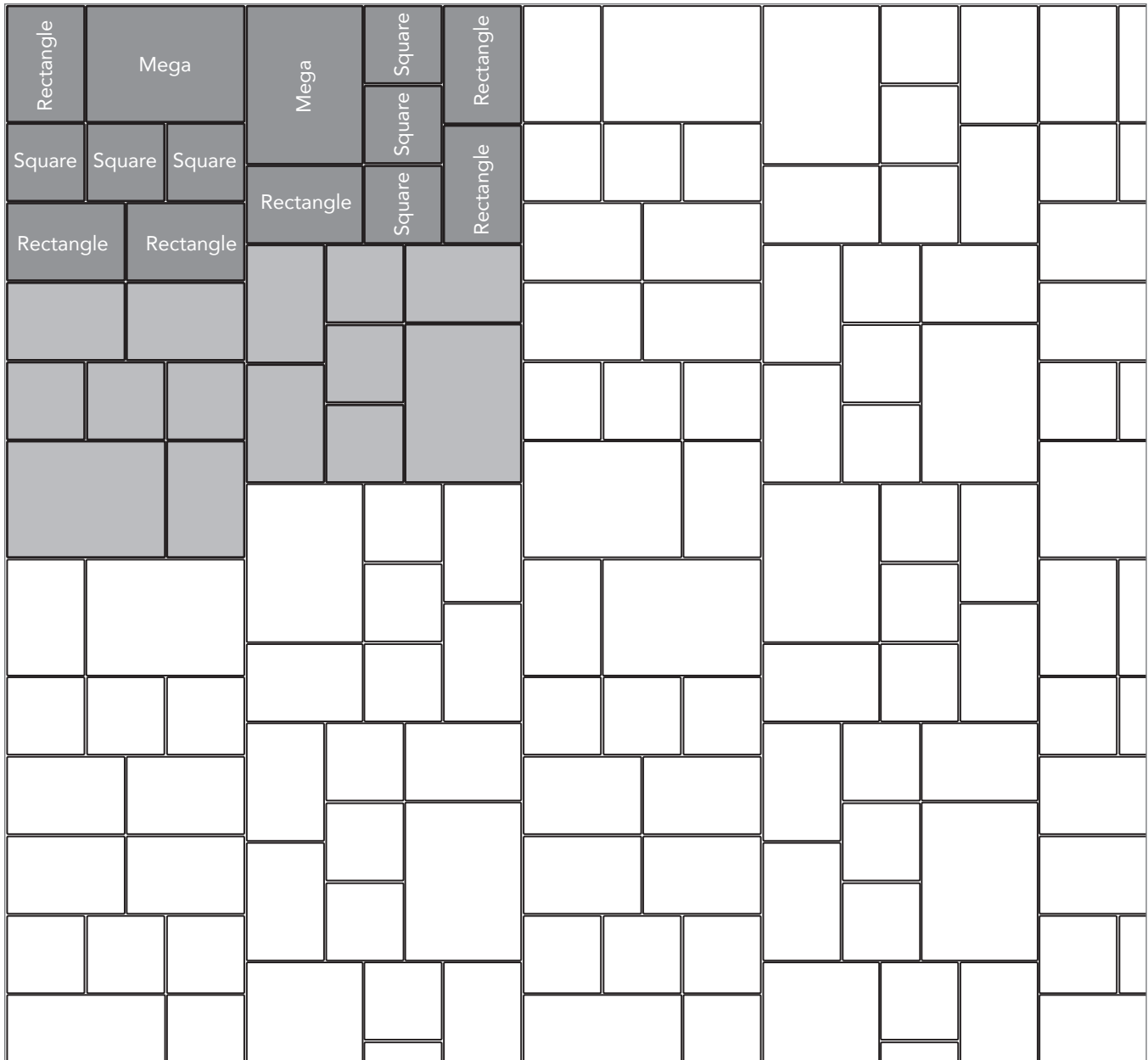
PROJECT ESTIMATOR TOOL

Quickly calculate the amount of product required for your project by using the Basalite Project Estimator. Visit basalite.com or [click here](#) to use the Project Estimator.

Grey shaded area in patterns indicate repeating pattern.

Random Two Pattern

30% Mega, 40% Rectangle and 30% Square



NAME	UNITS/PALLET	SQ. FT./PALLET
Square (5x5)	512	107
Rectangle (5x8)	384	121
Mega (8x11)	160	102

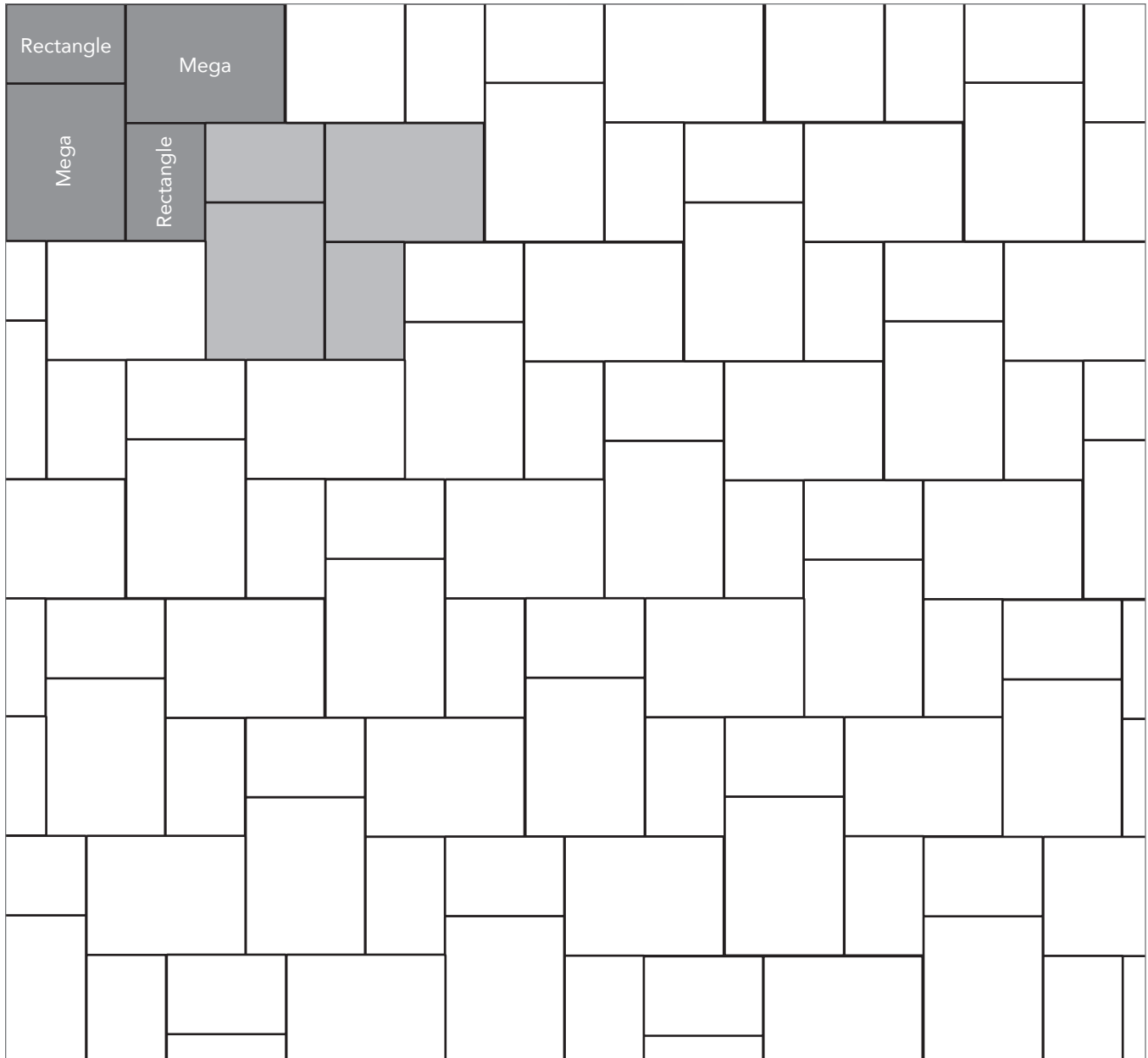


PROJECT ESTIMATOR TOOL

Quickly calculate the amount of product required for your project by using the Basalite Project Estimator. Visit basalite.com or [click here](#) to use the Project Estimator.

Grey shaded area in patterns indicate repeating pattern.

Mega Pattern Two
67% Mega and 33% Rectangle



NAME	UNITS/PALLET	SQ. FT./PALLET
Rectangle (5x8)	384	121
Mega (8x11)	160	102




PROJECT ESTIMATOR TOOL

Quickly calculate the amount of product required for your project by using the Basalite Project Estimator. Visit basalite.com or [click here](#) to use the Project Estimator.

Grey shaded area in patterns indicate repeating pattern.

Two Way Parquet Pattern

67% Rectangle and 33% Square



NAME	UNITS/PALLET	SQ. FT./PALLET
Square (5x5)	512	107
Rectangle (5x8)	384	121




PROJECT ESTIMATOR TOOL

Quickly calculate the amount of product required for your project by using the Basalite Project Estimator. Visit basalite.com or [click here](#) to use the Project Estimator.

Grey shaded area in patterns indicate repeating pattern.

90 Degree Herringbone Pattern

100% Mega or 100% Rectangle



NAME	UNITS/PALLET	SQ. FT./PALLET
Rectangle (5x8)	384	121
Mega (8x11)	160	102



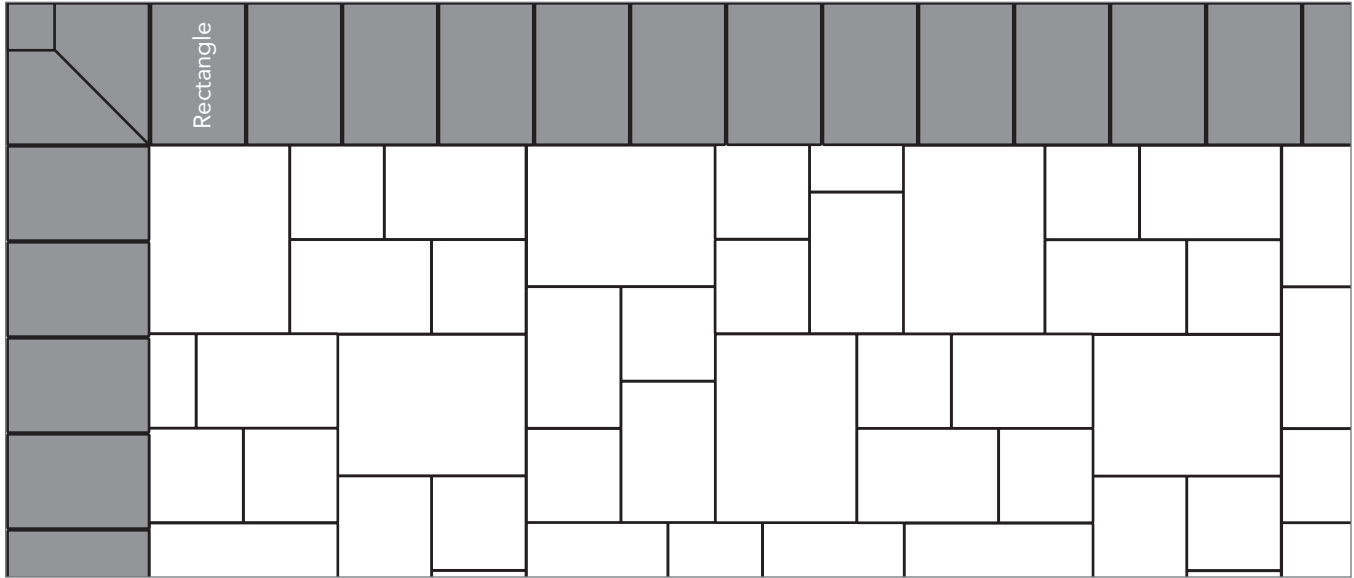
PROJECT ESTIMATOR TOOL

Quickly calculate the amount of product required for your project by using the Basalite Project Estimator. Visit basalite.com or [click here](#) to use the Project Estimator.

Grey shaded area in patterns indicate repeating pattern.

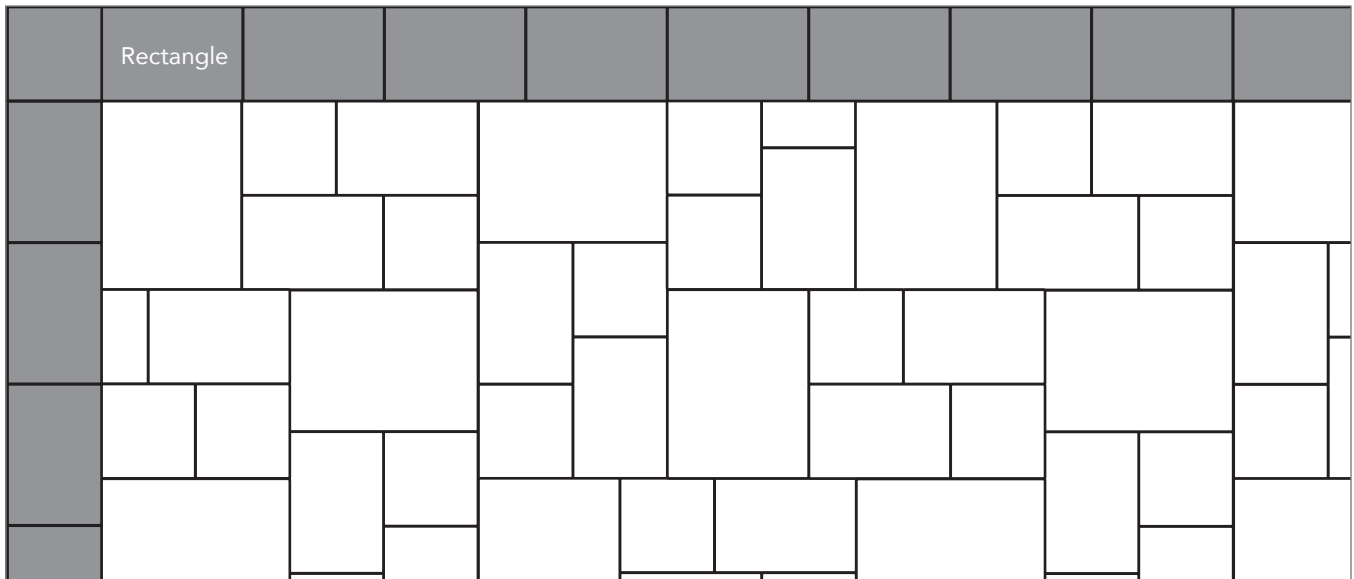
Soldier Course Border

100% Rectangle



Sailor Course Border

100% Rectangle



NAME	UNITS/PALLET	SQ. FT./PALLET
Rectangle (5x8)	384	121



PROJECT ESTIMATOR TOOL

Quickly calculate the amount of product required for your project by using the Basalite Project Estimator. Visit basalite.com or [click here](#) to use the Project Estimator.

LOCALLY MADE

Our state-of-the-art facility enables us to control every step of the manufacturing process, ensuring that the highest standards of quality pavers, walls, outdoor living kits and packaged concrete products are delivered to you.



FOLLOW US



basalite.com

605 Industrial Way
Dixon, CA 95620
707-678-1901