



Customize products to suit your project. Basalite can create a custom hue just for you or select a paver color from our palette designed specifically for architects and designers.

[SEE COLORS](#)



FINISHES & PATTERNS

Customize products to suit your project. To see patterns, specialty aggregates and finishes [Click Here](#)



REQUEST SAMPLES

Need product samples? [Contact us at basalite.com](#) or call 1-888-296-3719



TECHNICAL DOCUMENTS

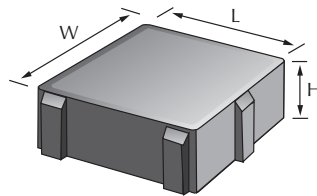
To see case studies, specifications and paver cross sections [Click Here](#)

HAVE QUESTIONS?




Call 1-888-296-3719 or
[contact us at basalite.com](http://contact.us.at.basalite.com)

SF RIMA

Permeable Paving Stones



SF Rima™

| NAME | METRIC SIZE | U.S. SIZE | HEIGHT | APPLICATIONS | ARCHITECTURAL FINISHES | | | | | CHAMFER WIDTH | SQ.FT./ PALLET | |
|----------|-----------------|-------------------|--------|---|------------------------|-------------|------------|------------------------|---------|---------------|----------------|----|
| | | | | | STANDARD | GROUND FACE | SHOT BLAST | SHOT BLAST GROUND FACE | TUMBLED | | | |
| SF Rima™ | 196mm W x 196mm | 7.71" W x 7.71" L | 80mm |    | X | X | X | X | X | X | 6mm | 84 |

For design consideration add 12mm or .47" to the W and L dimensions to allow for the spacers.



PEDESTRIAN

Indicates product is suitable for projects with pedestrian use.



LIGHT-DUTY VEHICULAR

Indicates product is suitable for light-duty vehicular projects like driveways and parking stalls.



COMMERCIAL VEHICULAR

Indicates product is suitable for commercial vehicular projects like parking lots and roadways.



355 Greg Street
 Sparks, NV 89431
 775-358-1200

FOLLOW US

