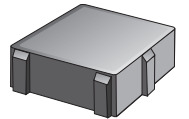




BASALITE[®]
Hardscapes


SF RIMA
PAVER PATTERNS



Great Hardscapes Start Here[®]

Grey shaded area in patterns indicate repeating pattern.

Spacer on Stone Pattern
100% SF Rima



NAME	UNITS/PALLET	SQ. FT./PALLET
SF Rima	180	84

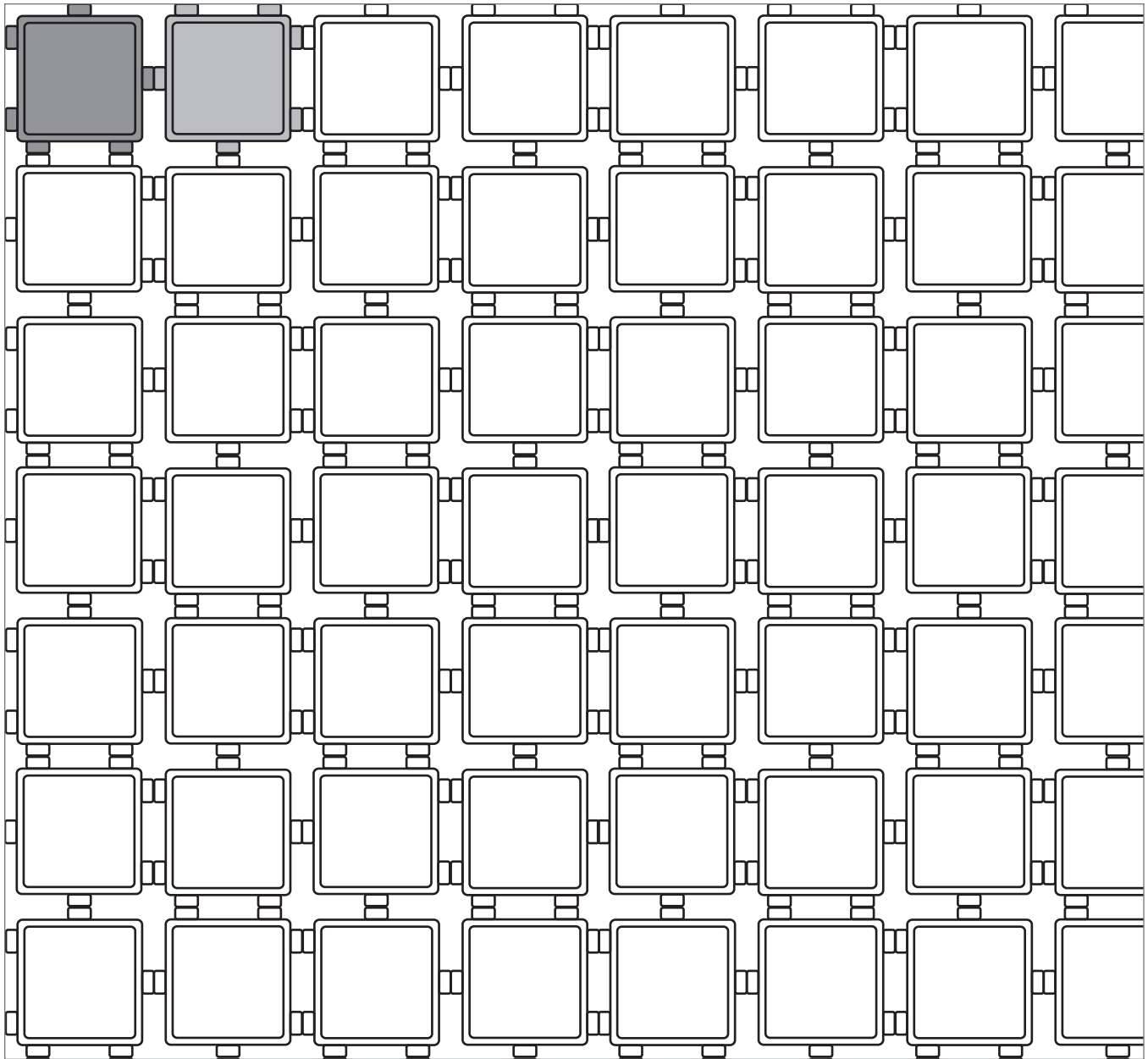


PROJECT ESTIMATOR TOOL

Quickly calculate the amount of product required for your project by using the Basalite Project Estimator. Visit [basalite.com](https://www.basalite.com) or [click here](#) to use the Project Estimator.

Grey shaded area in patterns indicate repeating pattern.

Spacer on Spacer Pattern
100% SF Rima



NAME	UNITS/PALLET	SQ. FT./PALLET
SF Rima	180	84

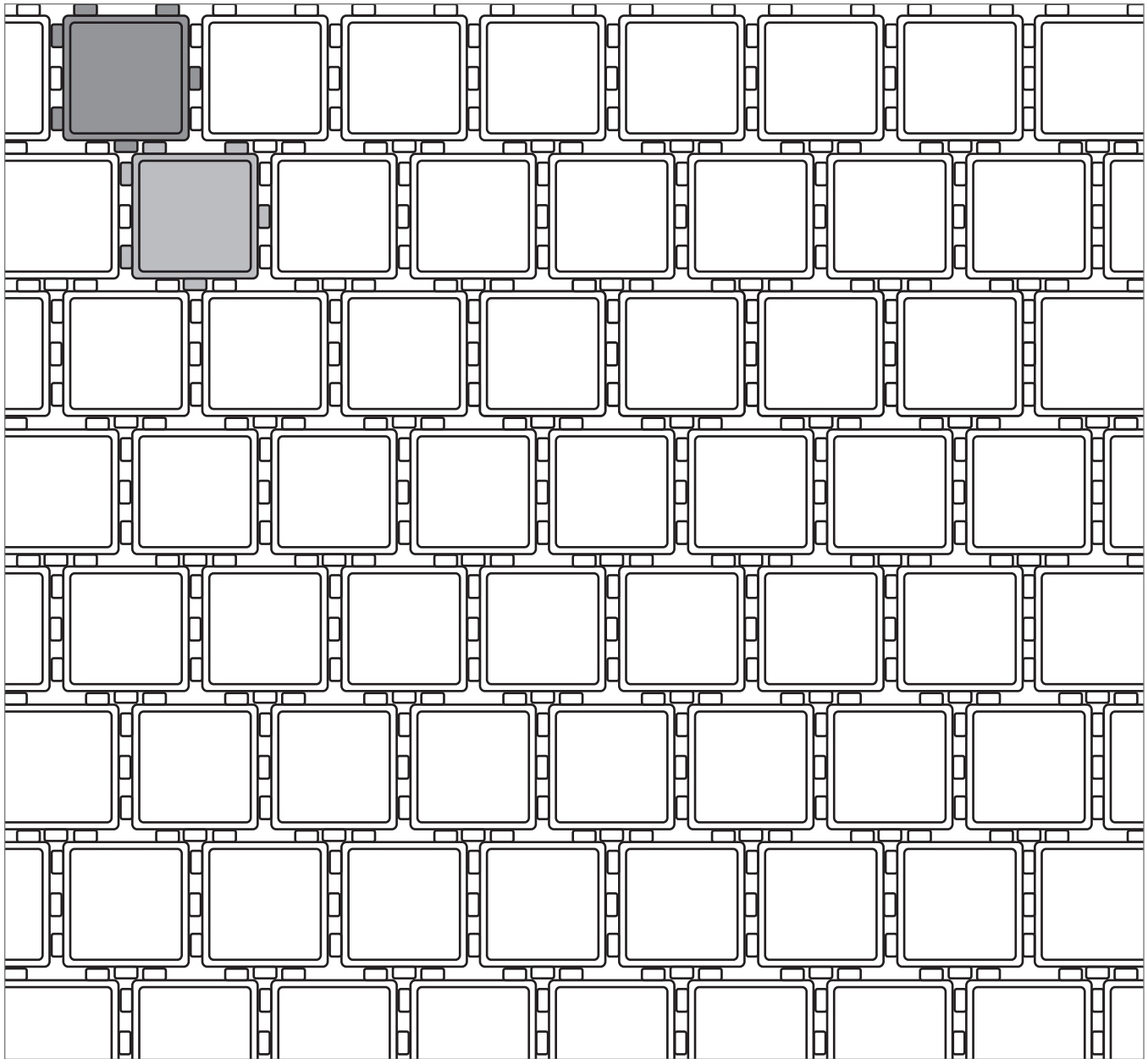


PROJECT ESTIMATOR TOOL

Quickly calculate the amount of product required for your project by using the Basalite Project Estimator. Visit [basalite.com](https://www.basalite.com) or click here to use the Project Estimator.

Grey shaded area in patterns indicate repeating pattern.

Running Bond Pattern
100% SF Rima



NAME	UNITS/PALLET	SQ. FT./PALLET
SF Rima	180	84



PROJECT ESTIMATOR TOOL

Quickly calculate the amount of product required for your project by using the Basalite Project Estimator. Visit [basalite.com](https://www.basalite.com) or [click here](#) to use the Project Estimator.

LOCALLY MADE

Our state-of-the-art facility enables us to control every step of the manufacturing process, ensuring that the highest wood grains of quality pavers, walls, outdoor living kits and packaged concrete products are delivered to you.



FOLLOW US



basalite.com

355 Greg Street
Sparks, NV 89431
775-358-1200