




# SIERRA COLLECTION

PAVER PATTERNS

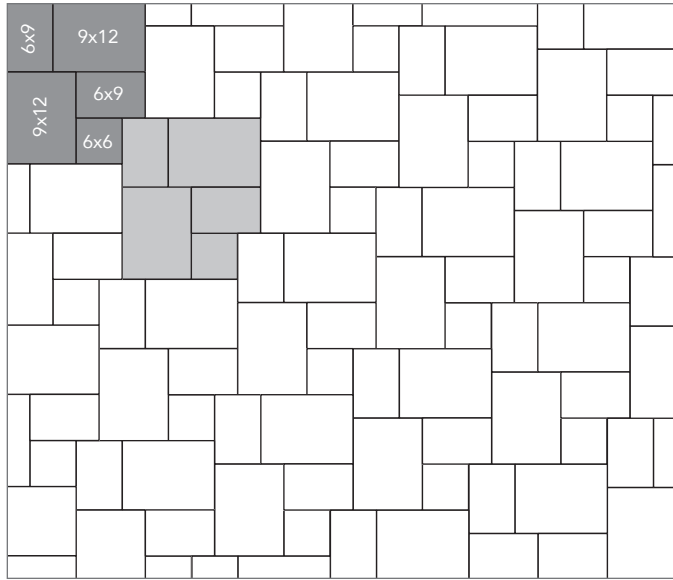


Great Hardscapes Start Here®

Grey shaded area in patterns indicate repeating pattern.

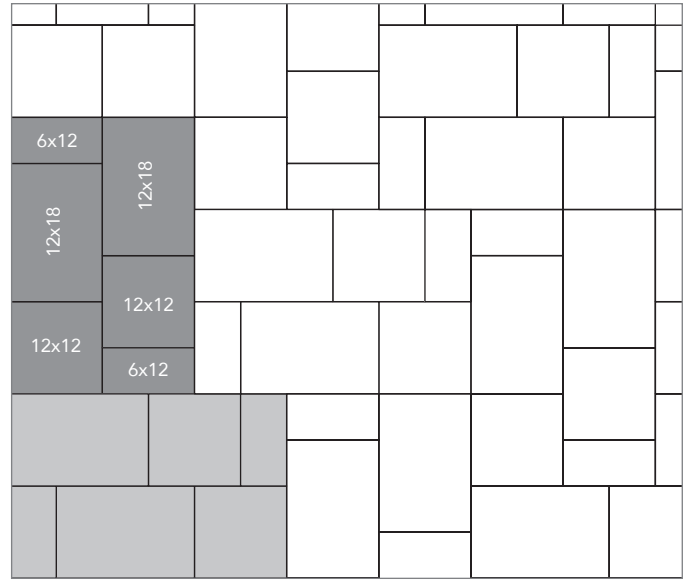
### 3 Piece Pattern #1

60% 9x12, 30% 6x9 and 10% 6x6




### 3 Piece Pattern #2

50% 12x18, 33% 12x12 and 17% 6x12



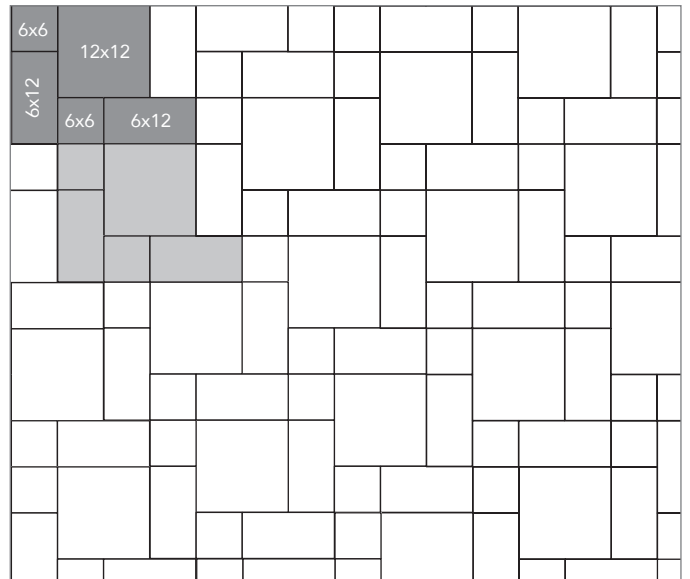
### 3 Piece Pattern #3

38% 9x12, 38% 6x9 and 24% 6x6



### 3 Piece Pattern #4

40% 12x12, 40% 6x12 and 20% 6x6



NAME	UNITS/PALLET	SQ. FT./PALLET
6x6	432	108
6x9	270	99
6x12	216	108
9x12	144	108
12x12	108	108
12x18	72	108



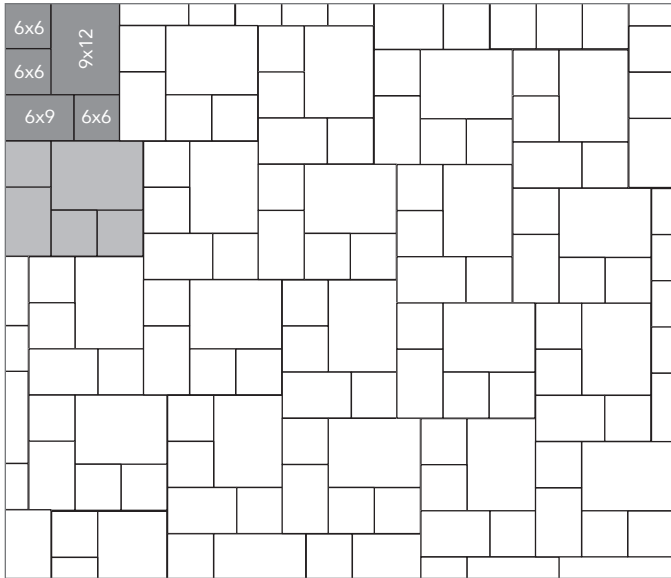
## PROJECT ESTIMATOR TOOL

Quickly calculate the amount of product required for your project by using the Basalite Project Estimator. Visit [basalite.com](https://basalite.com) or [click here](#) to use the Project Estimator.

Grey shaded area in patterns indicate repeating pattern.

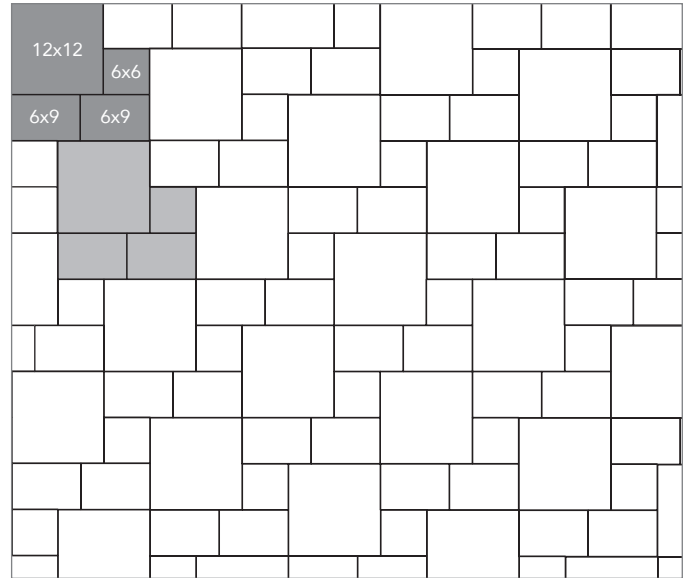
### 3 Piece Pattern #5

40% 9x12, 20% 6x9 and 40% 6x6



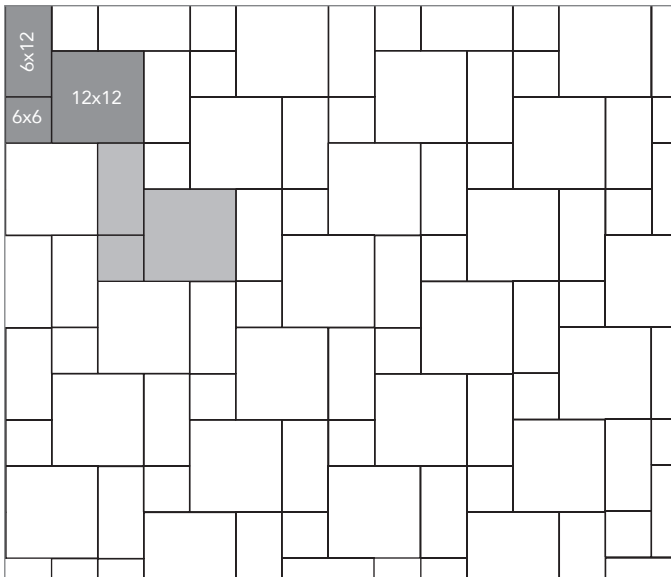
### 3 Piece Pattern #6

50% 12x12, 38% 6x9 and 12% 6x6



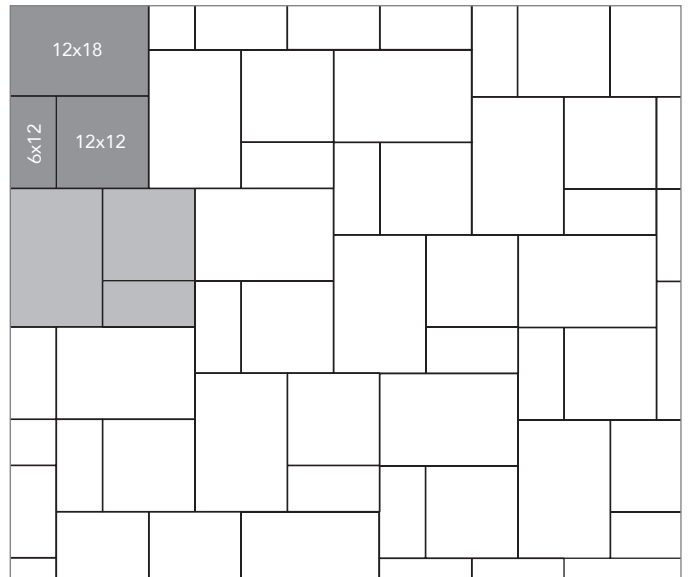
### 3 Piece Pattern #7

57% 12x12, 29% 6x12 and 14% 6x6



### 3 Piece Pattern #8

50% 12x18, 33% 12x12 and 17% 6x12



NAME	UNITS/PALLET	SQ. FT./PALLET
6x6	432	108
6x9	270	99
6x12	216	108
9x12	144	108
12x12	108	108
12x18	72	108



## PROJECT ESTIMATOR TOOL

Quickly calculate the amount of product required for your project by using the Basalite Project Estimator. Visit [basalite.com](http://basalite.com) or [click here](#) to use the Project Estimator.

Grey shaded area in patterns indicate repeating pattern.

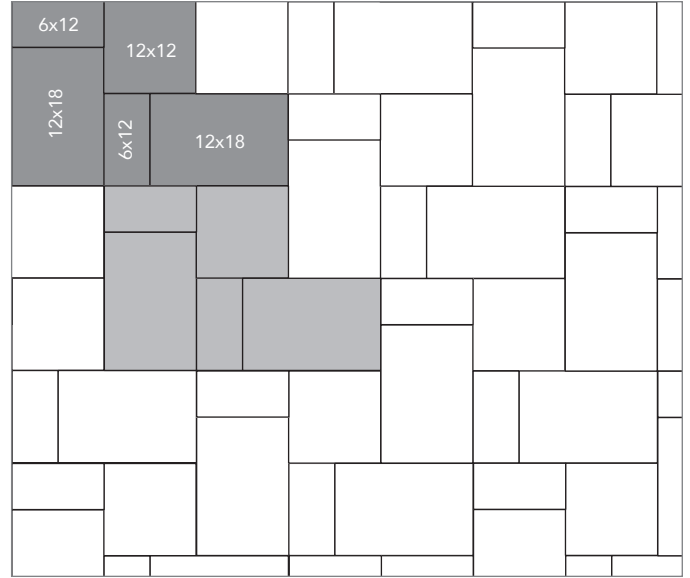
### 3 Piece Pattern #9

50% 12x18, 33% 12x12 and 17% 6x12



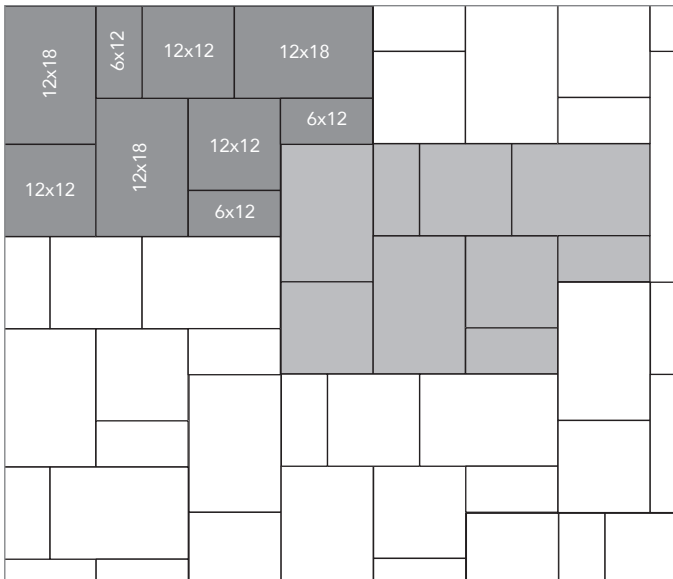
### 3 Piece Pattern #10

60% 12x18, 20% 12x12 and 20% 6x12



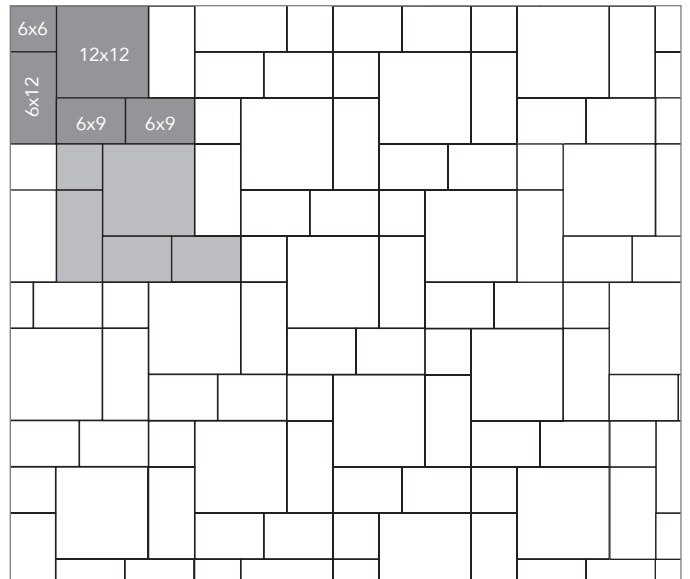
### 3 Piece Pattern #11

50% 12x18, 33% 12x12 and 17% 6x12



### 4 Piece Pattern #1

40% 12x12, 20% 6x12, 30% 6x9 and 10% 6x6



NAME	UNITS/PALLET	SQ. FT./PALLET
6x6	432	108
6x9	270	99
6x12	216	108
9x12	144	108
12x12	108	108
12x18	72	108



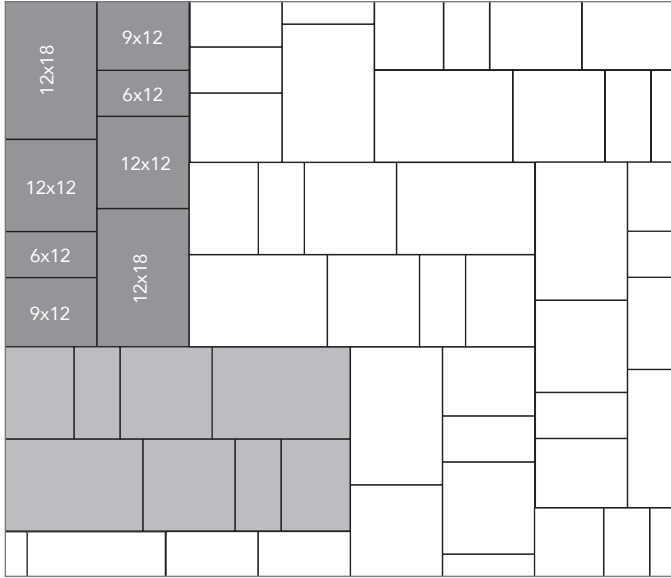
## PROJECT ESTIMATOR TOOL

Quickly calculate the amount of product required for your project by using the Basalite Project Estimator. Visit [basalite.com](https://basalite.com) or [click here](#) to use the Project Estimator.

Grey shaded area in patterns indicate repeating pattern.

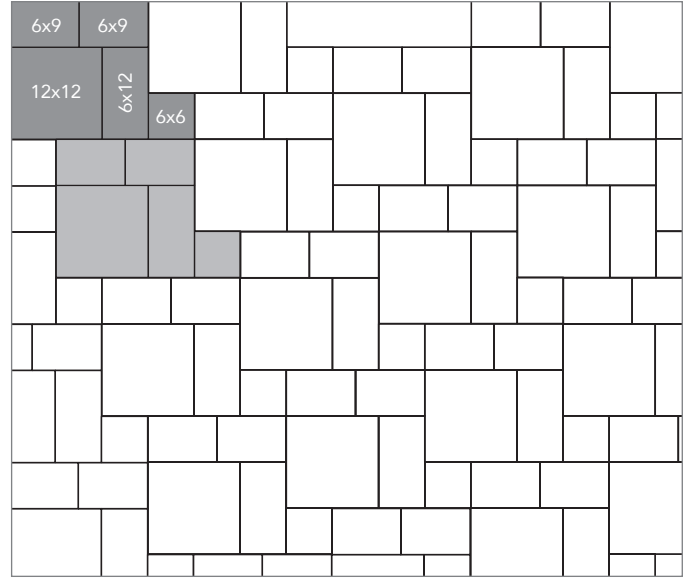
### 4 Piece Pattern #2

40% 12x18, 27% 12x12, 20% 9x12 and 13% 6x12



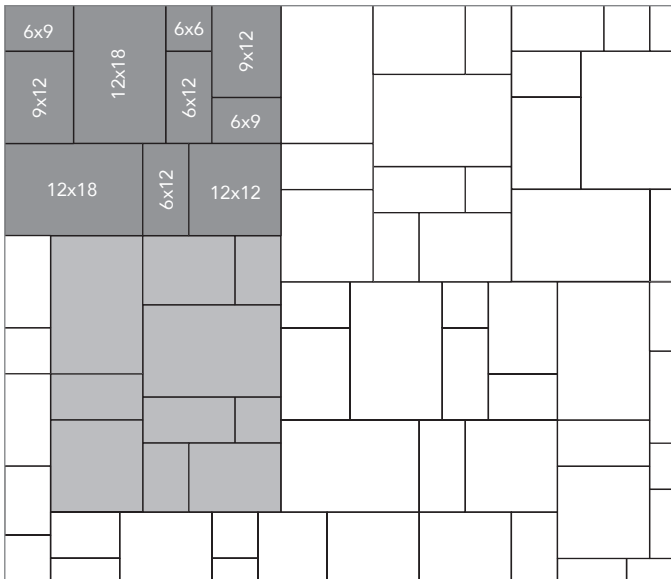
### 4 Piece Pattern #3

40% 12x12, 20% 6x12, 30% 6x9 and 10% 6x6



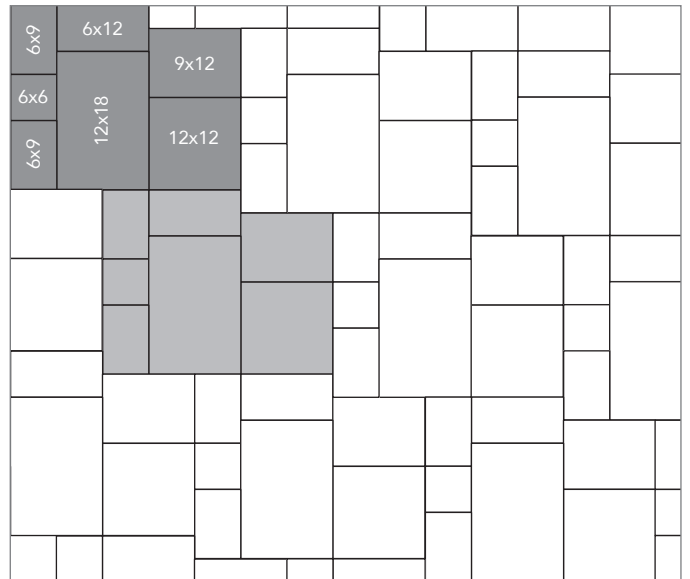
### 6 Piece Pattern #1

40% 12x18, 13% 12x12, 20% 9x12, 13% 6x12, 10% 6x9 and 4% 6x6



### 6 Piece Pattern #2

32% 12x18, 21% 12x12, 16% 9x12, 10% 6x12, 16% 6x9 and 5% 6x6



NAME	UNITS/PALLET	SQ. FT./PALLET
6x6	432	108
6x9	270	99
6x12	216	108
9x12	144	108
12x12	108	108
12x18	72	108



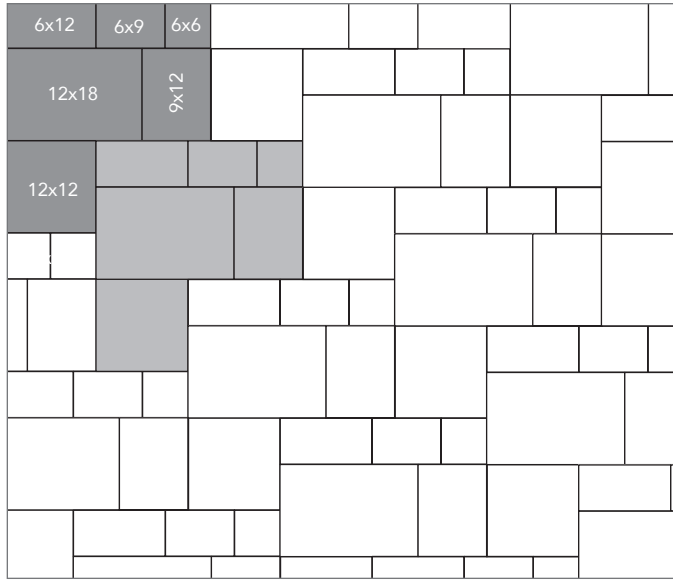
## PROJECT ESTIMATOR TOOL

Quickly calculate the amount of product required for your project by using the Basalite Project Estimator. Visit [basalite.com](https://basalite.com) or click here to use the Project Estimator.

Grey shaded area in patterns indicate repeating pattern.


### 6 Piece Pattern #3

34% 12x18, 23% 12x12, 17% 9x12, 11% 6x12, 9% 6x9 and 6% 6x6



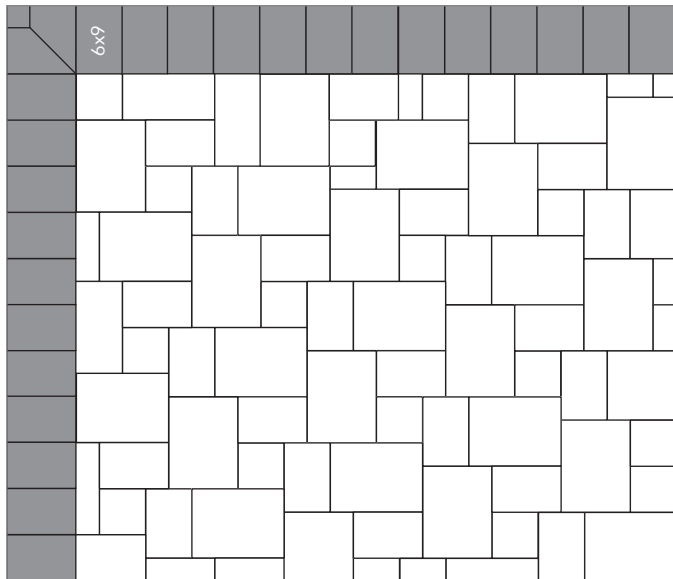
### 90 Degree Herringbone

100% 6x9, 100% 6x12, 100% 9x12 or 100% 12x18




### Soldier Course Border

100% 6x9



### Sailor Course Border

100% 6x9



NAME	UNITS/PALLET	SQ. FT./PALLET
6x6	432	108
6x9	270	99
6x12	216	108
9x12	144	108
12x12	108	108
12x18	72	108



### PROJECT ESTIMATOR TOOL

Quickly calculate the amount of product required for your project by using the Basalite Project Estimator. Visit [basalite.com](http://basalite.com) or [click here](#) to use the Project Estimator.

# LOCALLY MADE

Our state-of-the-art facility enables us to control every step of the manufacturing process, ensuring that the highest standards of quality pavers, walls, outdoor living kits and packaged concrete products are delivered to you.



FOLLOW US



[basalite.com](http://basalite.com)

1801 S Rollie Ave.  
Ft. Lupton, CO 80621  
303-292-2345

5170 Kalamath Street  
Denver, CO 80221  
303-783-3864

3255 Drennan Road  
Colorado Springs, CO 80910  
719-390-5477