


Natural



Charcoal



Desert



PATTERNS

View the laying pattern options for Slab Series. [Click Here](#)



REQUEST SAMPLES

Need product samples? [Contact us at basalite.com](#) or call 1-253-964-5000.



TECHNICAL DOCUMENTS

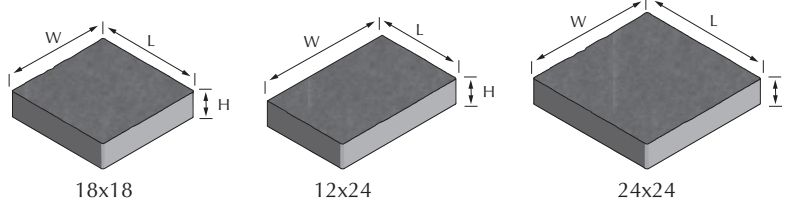
To see case studies, specifications and paver cross sections [Click Here](#)




HAVE QUESTIONS?

Call 1-253-964-5000 or
[contact us at basalite.com](http://contact.us.at.basalite.com)

SLAB SERIES™

Paving Stones



NAME	METRIC SIZE	U.S. SIZE	HEIGHT	APPLICATIONS			ARCHITECTURAL FINISHES		CHAMFER WIDTH	SQ.FT./PALLET
							SMOOTH	SLATE		
18x18 Natural	455mm W x 455mm L	17.91" W x 17.91" L	45mm	x			x			72
18x18 Charcoal	455mm W x 455mm L	17.91" W x 17.91" L	45mm	x			x			72
12x24 Natural	303mm W x 608mm L	11.93" W x 23.94" L	50mm	x			x			128
12x24 Charcoal	303mm W x 608mm L	11.93" W x 23.94" L	50mm	x			x			128
24x24 Natural	608mm W x 608mm L	23.86" W x 23.86" L	50mm	x			x	x		128
24x24 Charcoal	608mm W x 608mm L	23.86" W x 23.86" L	50mm	x			x			128
24x24 Desert	608mm W x 608mm L	23.86" W x 23.86" L	50mm	x			x			128

For design consideration add 2mm or .07" to the W and L dimensions to allow for the spacers.



PEDESTRIAN

Indicates product is suitable for projects with pedestrian use.



LIGHT-DUTY VEHICULAR

Indicates product is suitable for light-duty vehicular projects like driveways and parking stalls.



COMMERCIAL VEHICULAR

Indicates product is suitable for commercial vehicular projects like parking lots and roadways.



3299 International Place
 Dupont, WA 98327
 253-964-5000

FOLLOW US

