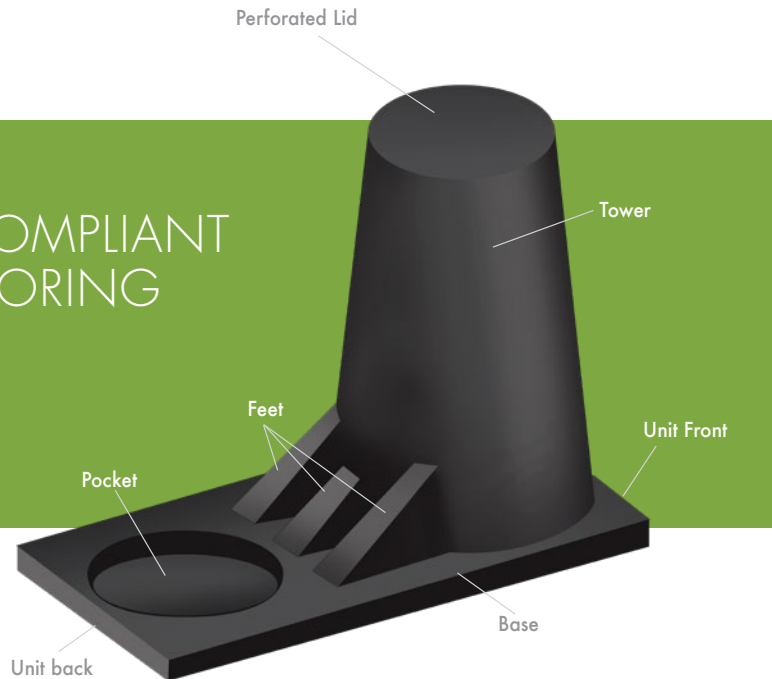



THE ONLY CODE COMPLIANT
FENCE-POST ANCHORING
SYSTEM AVAILABLE



*Sleeve-It units are palletized
in a stacked, nested format.*



- Strong
- Stable
- Simple
- Unitary Design
- Lightweight
- Easy to Ship
- Easy to Stock
- Easy to Install
- Reduces Maintenance Costs
- Made with Recycled Materials



SLEEVE-IT
by STRATA

sleeveit@geogrid.com
800.680.7750

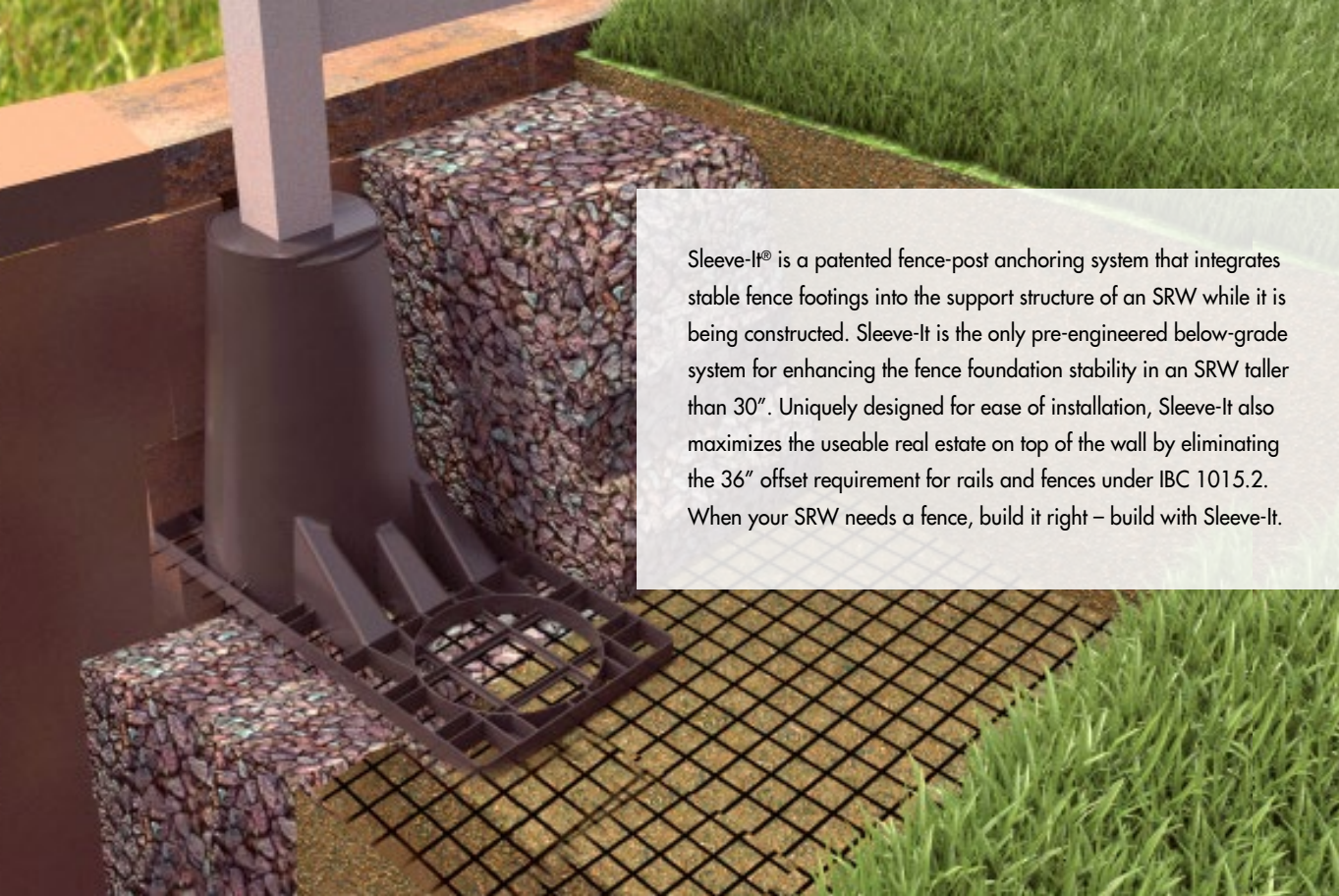
geogrid.com

ENGINEERED
FOR THE EDGE

Build it right. Build with Sleeve-It.

SLEEVE-IT
by STRATA





Sleeve-It® is a patented fence-post anchoring system that integrates stable fence footings into the support structure of an SRW while it is being constructed. Sleeve-It is the only pre-engineered below-grade system for enhancing the fence foundation stability in an SRW taller than 30". Uniquely designed for ease of installation, Sleeve-It also maximizes the useable real estate on top of the wall by eliminating the 36" offset requirement for rails and fences under IBC 1015.2. When your SRW needs a fence, build it right – build with Sleeve-It.



CODE COMPLIANT

Sleeve-It is compliant with IBC 1015.2, IBC 1607.8.1 and ASCE 7 4.5.1.



MAXIMIZES LAND USE

Eliminates the offset requirement for rails and fences within 36" of the edge of the open side of an SRW.



STACKABLE AND PORTABLE

Lightweight, unitary design makes Sleeve-It easy to stack, store, and transport to jobsites – reducing stocking space, shipping costs, and labor requirements.



EASY TO INSTALL

Seamlessly integrates into the SRW construction process and eliminates the hassle of auguring once the wall is complete.



COMPATIBLE WITH MOST FENCES

Sleeve-It is designed to accommodate the most common SRW fence types.



REDUCES RISK

Tests show that Sleeve-It resists a linear load of 50 lbs per linear square foot, reducing risk of toppling and giving you peace of mind knowing safety has been built into your SRW project.

SLEEVE-IT
by STRATA