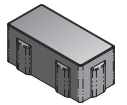




**SPEC PAVE 80**  
PAVER PATTERNS




Great Hardscapes Start Here®

Grey shaded area in patterns indicate repeating pattern.

### Spacer on Stone Herringbone

100% Spec Pave 80



NAME	UNITS/PALLET	SQ. FT./PALLET
Spec Pave 80	350	72




### PROJECT ESTIMATOR TOOL

Quickly calculate the amount of product required for your project by using the Basalite Project Estimator. Visit [basalite.com](https://www.basalite.com) or [click here](#) to use the Project Estimator.

Grey shaded area in patterns indicate repeating pattern.

**Stack Bond**  
100% Spec Pave 80



NAME	UNITS/PALLET	SQ. FT./PALLET
Spec Pave 80	350	72



### PROJECT ESTIMATOR TOOL

Quickly calculate the amount of product required for your project by using the Basalite Project Estimator. Visit [basalite.com](https://basalite.com) or [click here](#) to use the Project Estimator.

# LOCALLY MADE

Our state-of-the-art facility enables us to control every step of the manufacturing process, ensuring that the highest 4x8s of quality pavers, walls, outdoor living kits and packaged concrete products are delivered to you.



FOLLOW US



[basalite.com](https://www.basalite.com)

1300 East Franklin Road  
Meridian, ID 83642  
208-888-4050