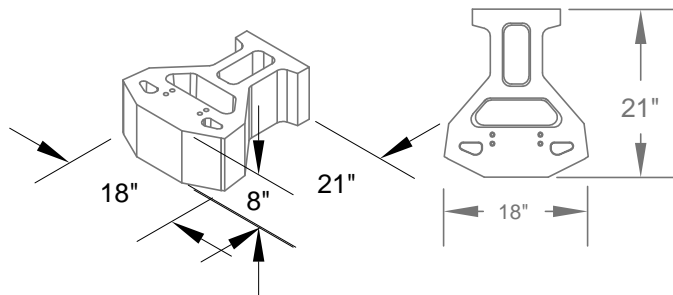
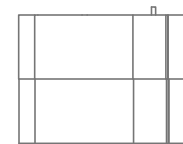
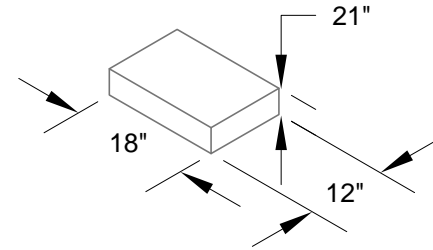


Geogrid is to be placed on level backfill over the fiberglass pins. Place next unit. Pull grid taut and backfill. Stake as required.

### Frictional Connection

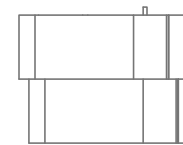


3 Plane GEOWALL Max Unit



0"-1/8"  
8"

Near Vertical



1-1 1/4"  
8"

1 in Setback

No.	Date	Revision	By



[www.basalite.com](http://www.basalite.com)

Project  
**GEOWALL STANDARD DRAWINGS**

Title  
**Unit Details**

Date: 7/19/11 Drawn By: SMR

Scale: As Noted Sheet

The information on this drawing is for conceptual design and should not be used without the signature of a professional engineer. Details should be specific to the project and project site requirements.