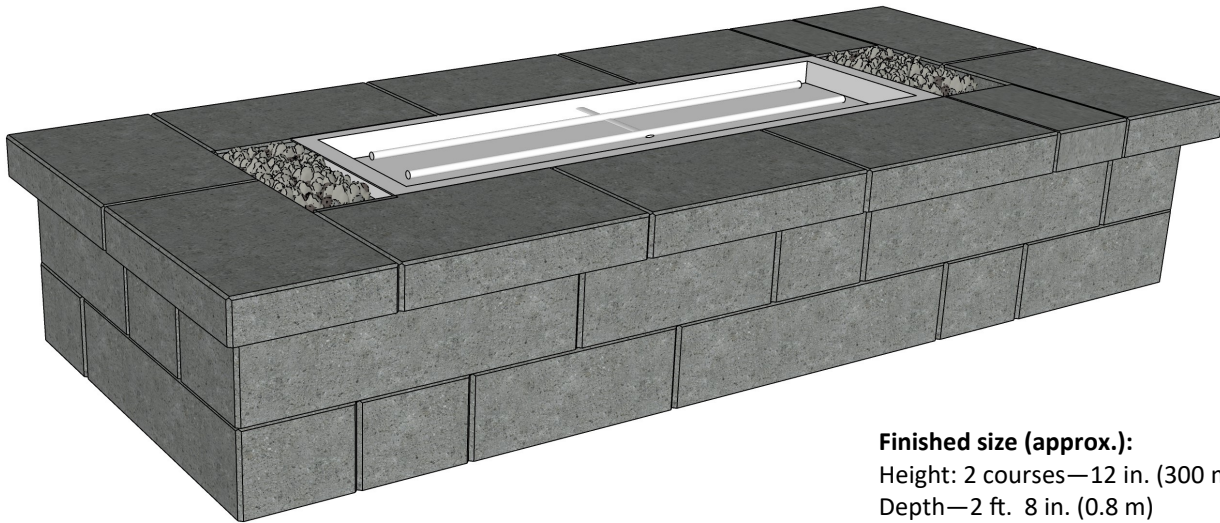


AB Metro Patio Wall Element - Firepit



Rectangle Firepit

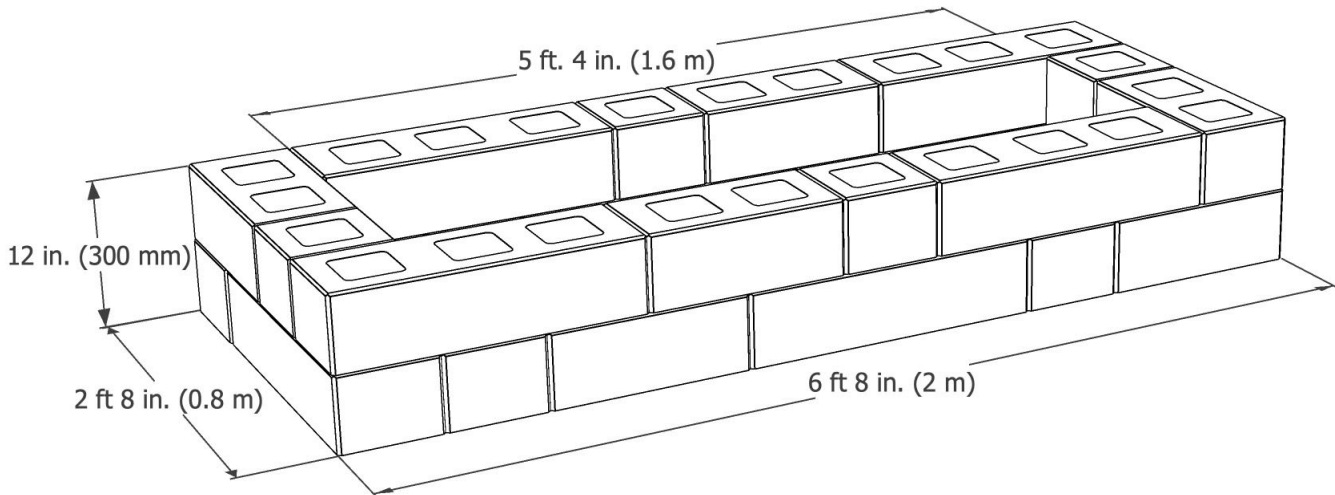


Finished size (approx.):

Height—2 courses—12 in. (300 mm)

Depth—2 ft. 8 in. (0.8 m)

Width—6 ft. 8 in. (2 m)



Insert determined by designer.

*Adhesive should cover 86 lin/ft.
(26 lin/m) per tube.

Rectangle Firepit		80x32
<u>Materials Required</u>		<u>Quantities</u>
AB Metro Patio Wall Sets:		8
Adhesive *(28 oz tube):		1
Sets per course:		4



allanblock.com


Please visit allanblock.com for more information

Use the [AB Metro Reference Guide](#) for guidelines and limitations.



Odd Course Pattern

Start **Magic 1-2-3 Pattern** here to build back wall first.

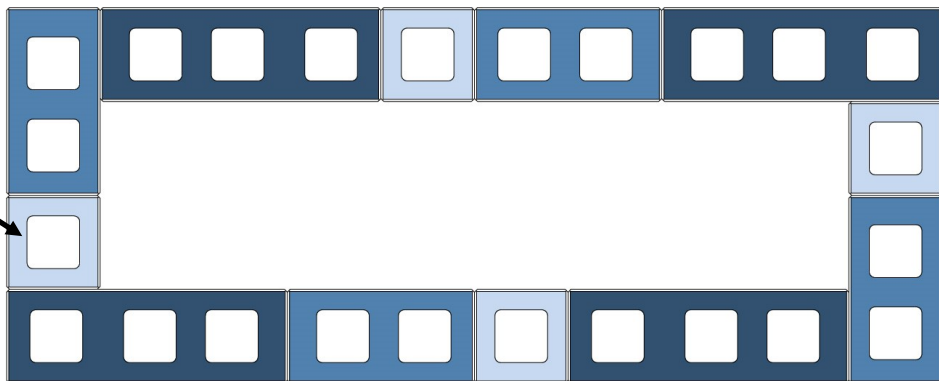


Notes:

- For proper base preparation, see the AB Metro Reference Guide—Building Basics—Step 2.
- For block installation and gluing requirements, see the AB Metro Reference Guide—Building Basics Step 3
- For use of **Magic 1-2-3 Pattern** and layout basics, see the AB Metro Reference Guide—Where to Start.
- Elements must be built 3 ft (1 m) from back of gravity retaining walls, see the AB Metro Reference Guide—Guidelines and Limitations.

Even Course Pattern

Place 1 core blocks center on 3 core to start the **Magic 1-2-3 Pattern**



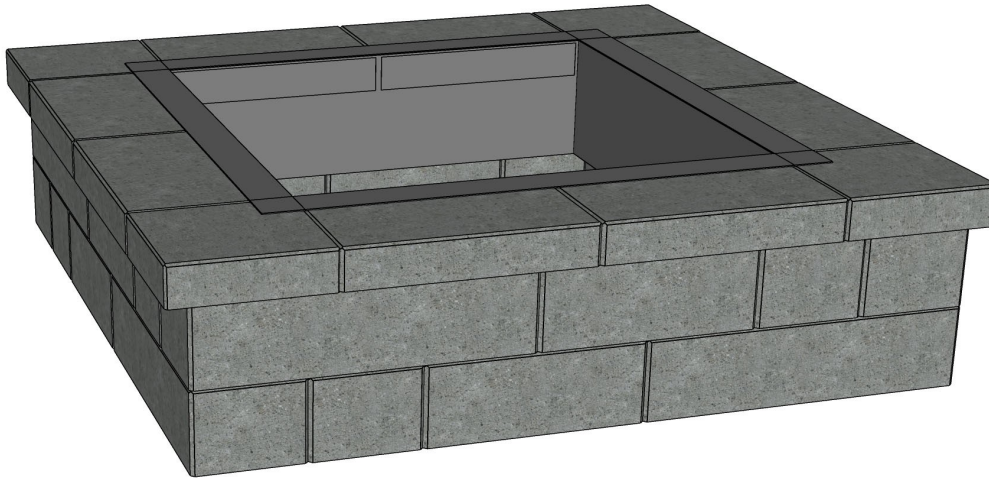
*Adhesive should cover 86 lin/ft. (26 lin/m) per tube.



AB Metro Patio Wall Element - Firepit



Square Firepit

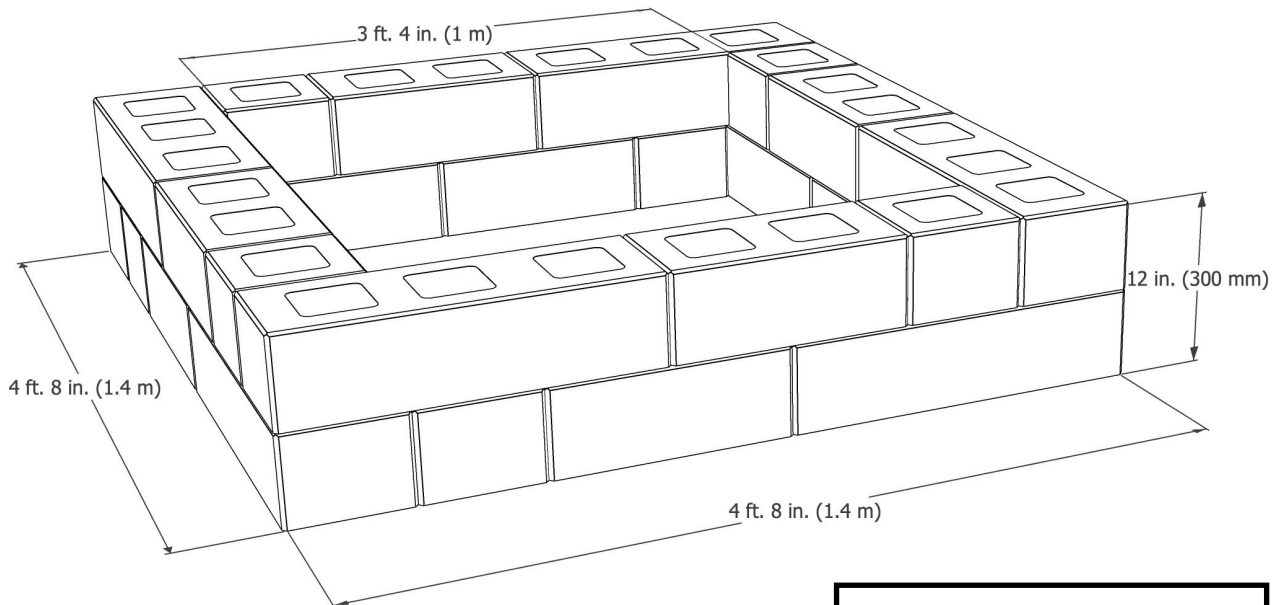


Finished size (approx.):

Height: 2 courses—12 in. (300 mm)

Depth—4 ft. 8 in. (1.2 m)

Width—4 ft. 8 in. (1.2 m)



Square Firepit 56x56	
Materials Required	Quantities
AB Metro Patio Wall Sets:	8
Adhesive *(28 oz tube):	1
Sets per course:	4

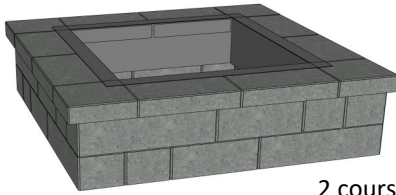
Insert determined by designer.
 *Adhesive should cover 86 lin/ft.
 (26 lin/m) per tube.




allanblock.com

Please visit allanblock.com for more information

Use the [AB Metro Reference Guide](#) for guidelines and limitations.



2 courses tall

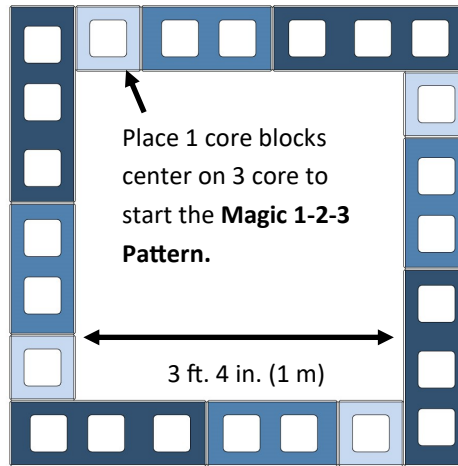


2 courses tall

Odd Course Pattern for 56x56



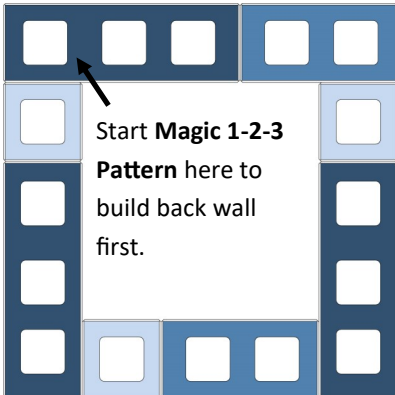
Even Course Pattern for 56x56



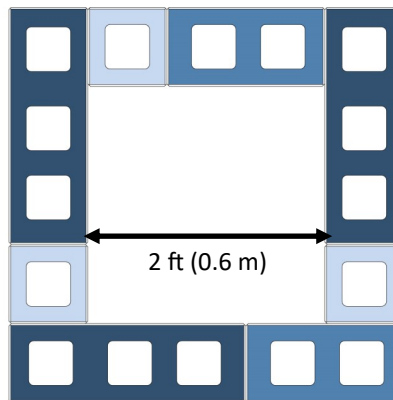
Notes:

- For proper base preparation, see the AB Metro Reference Guide—Building Basics—Step 2.
- For block installation and gluing requirements, see the AB Metro Reference Guide—Building Basics Step 3
- For use of **Magic 1-2-3 Pattern** and layout basics, see the AB Metro Reference Guide—Where to Start.
- Elements must be built 3 ft (1 m) from back of gravity retaining walls, see the AB Metro Reference Guide—Guidelines and Limitations.

Odd Course Pattern for 40x40



Even Course Pattern for 40x40



Square Firepit 40x40

Materials Required	Quantities
AB Metro Patio Wall Sets:	6
Adhesive *(28 oz tube):	1
Sets per course:	3

